

Dr. Ken Warden
Commissioner

Graycen Bigger
AHECB Chair

**ARKANSAS HIGHER EDUCATION
COORDINATING BOARD**

REGULAR QUARTERLY MEETING

OCTOBER 25, 2024



Arkansas Division of Higher Education

101 E. Capitol Ave., Suite 300 | Little Rock, AR 72201 | (501) 371-2000

ARKANSAS HIGHER EDUCATION COORDINATING BOARD

REGULAR QUARTERLY MEETING

**University of Arkansas Community College at Batesville
Independence Hall
205n White Drive
Batesville, AR 72501**

SCHEDULE

Friday, October 25, 2024

Call to Order at 9:00 a.m.

Committee Meetings

Convene Coordinating Board Meeting

Coordinating Board Meeting will convene at the end of the
Academic Committee meeting.

ARKANSAS HIGHER EDUCATION COORDINATING BOARD REGULAR QUARTERLY MEETING

Friday, October 25, 2024

University of Arkansas Community College at Batesville

AGENDA

I. FINANCE COMMITTEE

1. Bond/Loan Feasibility Update (Mr. Nick Fuller)
- *2. Report on Intercollegiate Athletic Revenues and Expenditures for 2023-24 (Mr. Fuller)
- *3. Recommendations for State Funding of Capital Projects: 2025-27 Biennium (Mr. Fuller)
- *4. Economic Feasibility for Arkansas State University Jonesboro (Mr. Fuller)

II. ACADEMIC COMMITTEE

- *5. New Program: Technical Certificate and Certificate of Proficiency in Energy Management by North Arkansas College (Mr. Mason Campbell)
- *6. New Program: Associate of Science in Data Science -Data Analytics Arkansas State University Newport (Mr. Campbell)
- *7. New Program: Associate of Science in Data Science Southern Arkansas University Tech (Mr. Campbell)
- *8. New Program: Doctor of Philosophy in Environmental Health Sciences University of Arkansas for Medical Sciences (Mr. Campbell)
9. Role and Scope Change: Doctor of Philosophy in Forest Resources University of Arkansas Monticello (Mr. Campbell)
10. Arkansas Public Institutions Letters of Notification (Mrs. Tracy Harrell)
11. Arkansas Public Institutions Letters of Intent (Mrs. Harrell)
- *12. Out-of-State and Arkansas Private Institutions (Mrs. Alana Colburn)

13. Out-of-State and Arkansas Private Institutions Letters of Notification (Mrs. Colburn)
14. Out-of-State and Arkansas Private Institutions Letters of Intent (Mrs. Colburn)

III. FULL BOARD

- *15. Approve Minutes of the July 26, 2024, Regular Meeting, and September 9, 2024, Special Meeting (Chair Graycen Bigger)
- *16. Appointment of Nominating Committee for 2025-26 Board Officers (Chair Bigger)
- *17. Approval of 2025 Coordinating Board Meeting Schedule (Dr. Ken Warden)
18. Commissioner's Report (Dr. Warden)
19. Annual Report on Credentials Awarded (Mrs. Sonia Hazelwood)
20. Report on Academic Program Status (Mr. Campbell)
21. Report on Concurrent Enrollment (Mr. Campbell)
22. Annual Status Report for Sexual Assault Prevention on Campus (Mr. Campbell)
23. Unplanned Pregnancy Prevention Annual Report (Mr. Campbell)

FINANCE COMMITTEE

Arkansas Higher Education Coordinating Board

University of Arkansas Community College at Batesville

Independence Hall

2005 White Drive

Batesville, AR 72501

Friday, October 25, 2024

Finance Committee

Lucas Pointer, Chair

Chad Hooten

Heather Maxey

Dr. Kyle Miller

Graycen Bigger, Ex Officio

AGENDA

1. Bond/Loan Feasibility Update (Mr. Nick Fuller)
- *2. Report on Intercollegiate Athletic Revenues and Expenditures for 2023-24 (Mr. Fuller)
- *3. Recommendations for State Funding of Capital Projects: 2025-27 Biennium (Mr. Fuller)
- *4. Economic Feasibility for Arkansas State University Jonesboro (Mr. Fuller)

*Numbers refer to main agenda.

ACADEMIC COMMITTEE

Arkansas Higher Education Coordinating Board

University of Arkansas Community College at Batesville
Independence Hall
2005 White Drive
Batesville, AR 72501

Friday, October 25, 2024

Academic Committee

Dr. Jim Carr, Chair

Dr. Jerry Cash

Dr. Katherine Dudley

Carolyn Rhinehart

Graycen Bigger, Ex Officio

CONSENT AGENDA

- *5. New Program: Technical Certificate and Certificate of Proficiency in Energy Management by North Arkansas College (Mr. Mason Campbell)
- *6. New Program: Associate of Science in Data Science -Data Analytics Arkansas State University Newport (Mr. Campbell)
- *7. New Program: Associate of Science in Data Science Southern Arkansas University Tech (Mr. Campbell)
- *8. New Program: Doctor of Philosophy in Environmental Health Sciences University of Arkansas for Medical Sciences (Mr. Campbell)
- 9. Role and Scope Change: Doctor of Philosophy in Forest Resources University of Arkansas Monticello (Mr. Campbell)
- 10. Arkansas Public Institutions Letters of Notification (Mrs. Tracy Harrell)
- 11. Arkansas Public Institutions Letters of Intent (Mrs. Harrell)
- *12. Out-of-State and Arkansas Private Institutions (Mrs. Alana Colburn)
- 13. Out-of-State and Arkansas Private Institutions Letters of Notification (Mrs. Colburn)
- 14. Out-of-State and Arkansas Private Institutions Letters of Intent (Mrs. Colburn)

*Numbers refer to main agenda.

Agenda Item No. 1
Higher Education Coordinating Board
October 25, 2024

Bond/Loan Feasibility Update

This update consists of the actual terms for bond and loan issues receiving AHECB approval that occurred October 2023 through October 2024. An annual update was requested by the AHECB during the July 30, 2010 quarterly meeting.

Approved/Issued Bonds/Loans from October 2023 to October 2024

Institution	Date of AHECB Approval	Approved Maximum Total of Issue	Approved Terms	Tax Status	Date of Issue	Actual Amount of Issue	Actual Terms	Project	Type of Project
ASUJ	7/28/2023	\$2,900,000	10 yrs/0.00%	Tax-exempt	8/2/2024	\$2,900,000	10 yrs/0.2%	E&G purposes to provide needed campus-wide energy improvements that include re-roofing and updating air handling systems of existing buildings.	E&G
UAF	4/26/2024	\$34,175,000	30 yrs/5.50%	Tax-exempt	8/28/2024	\$29,845,000	30 yrs/4.13%	E&G purposes for (a) the renovation, acquisition, construction, furnishing, and equipping of the Health, Physical Education, and Recreation Building; (b) the acquisition of property for expansion purposes and other purposes of the Fayetteville Campus; and (c) the acquisition, construction, improvement, renovation, equipping and/or furnishing of other capital improvements and infrastructure and the acquisition of various equipment and/or real property for the Fayetteville Campus.	E&G
UACCM	4/26/2024	\$12,000,000	32 yrs/5.50%	As of 9/17/24, not yet issued	As of 9/17/24, not yet issued	As of 9/17/24, not yet issued	As of 9/17/24, not yet issued	E&G purposes for (1) the acquisition, construction, furnishing, and equipping of the Nursing and Science Center, and (2) the acquisition, construction, improvement, renovation, equipping and/or furnishing of other capital improvements and infrastructure and the acquisition of various equipment and/or real property for UACCM.	E&G
ATU	4/26/2024	\$10,400,000	15 yrs/7.00%	Tax-exempt	8/29/2024	\$10,093,217	15 yrs/4.10%	E&G and auxiliary purposes for the renovation of an educational building, elevator replacement, and HVAC infrastructure in ten (10) of our buildings on the Russellville campus. These projects will include an HVAC infrastructure project on an athletic building and two HVAC infrastructure projects on residence life buildings.	E&G and Auxiliary
UACCB	5/29/2024	\$3,500,000	10 yrs/6.50%	As of 9/17/24, not yet issued	As of 9/17/24, not yet issued	As of 9/17/24, not yet issued	As of 9/17/24, not yet issued	E&G purposes to complete renovations of the recently purchased property at 2210 E. Main Street, located approximately one-third (1/3) mile from the main campus	E&G
SAC	7/26/2024	\$4,000,000	20 yrs/7.50%	As of 9/17/24, not yet issued	As of 9/17/24, not yet issued	As of 9/17/24, not yet issued	As of 9/17/24, not yet issued	E&G purposes to construct a new facility building to house Procurement, Maintenance, Custodial and Shipping & Receiving for the College.	E&G
ASU-SYS	7/26/2024	\$2,900,000	10 yrs/0.20%	Tax-exempt	8/2/2024	\$2,900,000	10 yr/0.20%	E&G purposes to proceed with various critical and deferred maintenance, renovation, and other miscellaneous projects across the System.	E&G

12

REPORT OF 2023-24 INTERCOLLEGIATE ATHLETIC REVENUES AND EXPENDITURES

Act 245 of 1989 (A.C.A. §6-62-106) directed the Coordinating Board to develop and establish uniform accounting standards and procedures for reporting revenues and expenditures. Based on these standard definitions and formats, the Coordinating Board is to collect the financial data and provide a uniform report of each institution's athletic revenues and expenditures for the previous fiscal year to the Legislative Joint Auditing Committee and the public by November of each year.

Athletic revenues and expenditures for 2023-24 for each institution have been collected according to uniform standards and compiled in a summary report that follows this agenda item. An explanation of the reporting format follows:

1. The athletic report details revenues and expenditures for each institution.
2. Athletic revenues will match athletic expenditures unless there is an ending fund balance.
3. Act 366 of 1991 (A.C.A. § 6-62-804) prohibits athletic deficits. A designated athletic fee must be charged to the students by the institution if athletic-generated revenues (i.e., ticket sales, media/tournament/bowl, concessions/program sales, and game guarantees), foundations/clubs and other private gifts, other athletic income, auxiliary profits, and the allowable educational and general transfer do not cover the total expenditures for athletics.
4. In accordance with the uniform reporting and auditing of intercollegiate athletic expenditures of state-supported institutions of higher education, maintenance of facilities expenditures related to all intercollegiate teams and spirit groups, excluding bands, shall be reported as actual costs of operating such athletic facilities or a proration of actual costs based on athletic usage (A.C.A. § 6-62-807).

The 2023-24 total amount of athletic expenditures reported by state-supported universities is \$254,887,154 and two-year colleges is \$5,381,757. The statewide total is \$260,268,911 – an increase of \$13,905,307 (5.64%) from \$246,363,604 in 2022-23.

A comparison of 2023-24 actual expenditures to 2023-24 budgeted revenues certified to the Coordinating Board in July 2023 is also illustrated at the bottom of the summary chart. Certified budgeted expenditures for 2023-24 totaled

\$237,095,150 for all institutions. Total actual expenditures for 2023-24 for all institutions was above this budgeted amount by 9.77 percent. Actual expenditures varied from the Board of Trustees-certified budgeted expenditures by a range of 39.24 percent below to 75.82 percent over the budgeted amount.

The following resolution is presented for the Board's consideration:

RESOLVED, That the Arkansas Higher Education Coordinating Board accepts the Report of 2023-24 Intercollegiate Athletic Revenues and Expenditures as prepared in accordance with Arkansas Higher Education Coordinating Board uniform accounting standards and definitions for athletic reporting.

FURTHER RESOLVED, That the Coordinating Board authorizes the Commissioner to transmit the Report of 2023-24 Intercollegiate Athletic Revenues and Expenditures to the Legislative Joint Auditing Committee according to the provisions of A.C.A. §6-62-106.

Summary of Intercollegiate Athletic Revenues and Expenditures, 2023-2024

		ASU	ATU	HSU	SUNW	UNF	UNFS	UNR	UNW	UNP	UNCA	UN TOTAL	ASUMN	ASUMS	ASUN	ASUTR	CCUCA	NAC	NEC	NWACC	PCUCA	SAC	SAUT	SEAC	USCPBM	UN TOTAL			
R E V E N U E S	INSTITUTIONS																												
	TICKET SALES	\$1,088,213	\$128,087	\$15,719	\$34,256	\$53,481,118	\$10,510	\$320,852	\$16,400	\$459,413	\$528,434	\$56,083,321	\$0	\$5,532	\$5,978	\$1,145	\$4,392	\$5,330	\$0	\$0	\$840	\$0	\$0	\$18,183	\$4,555	\$0	\$20,517	\$66,732	
	STUDENT FEES	\$8,140,863	\$3,248,634	\$1,014,563	\$1,911,602	\$0	\$2,443,941	\$2,653,824	\$971,847	\$1,208,310	\$5,237,699	\$26,832,263	\$0	\$0	\$0	\$27,854	\$0	\$0	\$0	\$0	\$840	\$0	\$0	\$190,020	\$0	\$0	\$0	\$218,714	
	GAME GUARANTEES	\$2,038,270	\$8,076	\$0	\$0	\$10,000	\$8,000	\$7,500	\$0	\$1,295,339	\$1,148,000	\$4,513,185	\$0	\$0	\$500	\$0	\$2,950	\$0	\$0	\$0	\$0	\$0	\$0	\$0	\$0	\$0	\$0	\$0	\$3,450
	CONTRIBUTIONS	\$933,581	\$0	\$0	\$0	\$23,508,356	\$66,619	\$0	\$0	\$0	\$413,107	\$24,921,663	\$0	\$0	\$0	\$0	\$45,680	\$54,328	\$0	\$0	\$0	\$9,265	\$62,335	\$7,114	\$0	\$0	\$0	\$168,722	
	CONFERENCE DISTRIBUTIONS	\$846,998	\$22,981	\$75,506	\$0	\$17,685,541	\$13,510	\$878,621	\$45,653	\$0	\$1,107,476	\$20,676,284	\$0	\$0	\$0	\$0	\$0	\$0	\$0	\$0	\$0	\$0	\$0	\$0	\$0	\$0	\$0	\$0	
	BROADCAST TV BROADCAST RIGHTS	\$0	\$0	\$0	\$0	\$37,290,835	\$10,257	\$0	\$0	\$0	\$0	\$37,301,092	\$0	\$0	\$0	\$0	\$0	\$0	\$0	\$0	\$0	\$0	\$0	\$0	\$0	\$0	\$0	\$6,000	
	PROGRAM SALES, CONCESSIONS, MERCHANDISE, PARKING	\$0	\$0	\$0	\$0	\$19,766	\$2,260,378	\$22,892	\$0	\$0	\$76,548	\$28,927	\$2,408,511	\$0	\$0	\$4,712	\$0	\$3,492	\$0	\$0	\$0	\$0	\$479	\$1,589	\$0	\$0	\$0	\$10,272	
	FOOTBALL LICENSES, ADVERTISEMENTS, SPONSORINGS	\$1,053,146	\$31,806	\$0	\$10,347	\$22,156,456	\$22,160	\$120,416	\$0	\$0	\$307,407	\$23,701,740	\$0	\$0	\$0	\$0	\$64,400	\$0	\$0	\$0	\$0	\$0	\$0	\$0	\$0	\$0	\$0	\$0	\$65,800
	SPORTS CAMPS REVENUES	\$0	\$162,631	\$1,065	\$76,488	\$46,035	\$56,189	\$0	\$0	\$0	\$0	\$342,408	\$0	\$0	\$0	\$0	\$2,400	\$10,225	\$0	\$0	\$0	\$0	\$0	\$0	\$0	\$0	\$0	\$0	\$20,852
	ROYALTY AND INVESTMENT INCOME	\$65,644	\$863,868	\$0	\$0	\$930,524	\$0	\$0	\$0	\$0	\$0	\$1,860,036	\$0	\$0	\$0	\$0	\$24,700	\$0	\$0	\$0	\$0	\$0	\$0	\$0	\$0	\$0	\$0	\$0	\$24,700
	OTHER INCOME	\$14,672	\$18,839	\$7,483	\$24,514	\$2,557,412	\$4,898	\$8,634	\$5,692	\$136,266	\$85,300	\$2,963,710	\$36,162	\$418,881	\$0	\$0	\$0	\$0	\$0	\$0	\$30,558	\$0	\$0	\$0	\$346,754	\$0	\$0	\$822,355	
	CRISP FEDERALLY FUNDED PROGRAM	\$0	\$17,247	\$0	\$0	\$0	\$8,489	\$0	\$71,419	\$0	\$186,028	\$283,183	\$0	\$0	\$0	\$0	\$0	\$0	\$0	\$0	\$0	\$0	\$0	\$0	\$0	\$0	\$0	\$0	
	CRISP FED. PROGRAM AS % TOTAL CRISP	0%	100.0%	0%	0.0%	0%	100%	0%	100.0%	0%	100.0%	83.2%	0%	0%	0%	0%	0%	0%	0%	0%	0%	0%	0%	0%	0%	0%	0%	0%	
	TRANSFERS FOR WOMEN'S ATHLETIC SPORTS PROGRAMS	\$4,455,074	\$0	\$2,462,713	\$0	\$0	\$0	\$3,990,094	\$0	\$0	\$0	\$10,907,881	\$0	\$0	\$0	\$0	\$0	\$21,756	\$0	\$0	\$0	\$0	\$0	\$0	\$0	\$0	\$0	\$0	
OTHER AIRMAYN REVENUES	\$8,063,828	\$574,588	\$0	\$2,914,423	\$0	\$1,727,780	\$0	\$1,216,417	\$3,890,889	\$4,793,009	\$21,170,934	\$0	\$0	\$0	\$0	\$0	\$0	\$0	\$819,897	\$0	\$0	\$87,539	\$58,380	\$0	\$713,872	\$1,679,688			
TRANSFERS FROM OTHER INSTITUTIONS	\$3,359,014	\$2,124,552	\$1,607,776	\$1,662,441	\$0	\$0	\$2,709,880	\$1,607,776	\$1,391,407	\$3,008,217	\$17,471,063	\$190,000	\$0	\$70,000	\$153,387	\$208,509	\$350,476	\$171,734	\$233,683	\$72,185	\$215,464	\$249,200	\$150,953	\$0	\$0	\$0	\$2,095,491		
FROM YEAR TO YEAR BALANCE	\$0	\$61,017	\$990,372	\$0	\$1,489,193	\$522,256	\$0	\$387,022	\$0	\$0	\$3,449,860	\$59,350	\$0	\$141,765	\$0	\$0	\$0	\$0	\$0	\$0	\$0	\$0	\$0	\$0	\$0	\$0	\$0		
Total Revenues for Athletics	\$28,159,301	\$7,263,328	\$6,175,196	\$6,653,837	\$161,415,848	\$4,917,801	\$10,689,821	\$4,322,246	\$8,458,172	\$16,831,604	\$254,887,154	\$225,512	\$424,513	\$222,955	\$252,766	\$340,471	\$387,787	\$991,631	\$254,981	\$81,450	\$375,400	\$525,085	\$497,707	\$734,389	\$5,314,647				
E X P E N D I T U R E S	SALARIES	\$5,784,770	\$1,661,888	\$1,483,492	\$1,509,717	\$48,877,241	\$1,048,010	\$2,774,270	\$1,026,429	\$2,512,164	\$3,509,288	\$70,257,269	\$18,111	\$76,169	\$38,750	\$11,000	\$36,013	\$79,734	\$224,504	\$119,700	\$25,689	\$104,058	\$126,012	\$163,397	\$12,280	\$1,335,417			
	BUDGETED FTE POSITIONS	91.0	27.76	29.96	27.63	333.8	20.50	48.8	22.70	44	59.28	705.38	0.60	0.85	0.00	3.00	0.00	1.5	4.0	0.0	0.5	0.0	5.0	4.5	0.0	20.03			
	FRINGE BENEFITS	\$1,649,782	\$547,335	\$387,031	\$549,395	\$9,814,559	\$291,397	\$744,179	\$347,465	\$559,216	\$1,214,096	\$16,104,455	\$9,884	\$14,596	\$8,540	\$6,544	\$16,848	\$79,147	\$34,728	\$5,822	\$32,587	\$49,965	\$38,314	\$52,881	\$389,199	\$0			
	FRINGE BENEFITS AS % OF SALARIES	28.5%	32.9%	26.1%	36.4%	20.1%	27.8%	28.6%	31.7%	22.3%	34.6%	22.9%	54.5%	19.2%	22.0%	36.4%	15.4%	21.1%	35.3%	29.0%	22.7%	31.3%	39.7%	23.4%	24.9%	29.1%			
	STIPEND	\$419,449	\$137,951	\$187,599	\$31,306	\$2,053,897	\$16,394	\$269,789	\$272,374	\$315,874	\$286,953	\$3,991,596	\$27,535	\$15,011	\$14,781	\$42,308	\$0	\$8,622	\$113,521	\$5,398	\$0	\$2,181	\$75,625	\$8,850	\$16,000	\$328,382			
	CRISP TOTAL GROSS FEDERAL AND STATE MATCH	\$0	\$17,247	\$0	\$57,178	\$0	\$8,489	\$0	\$71,419	\$0	\$186,028	\$340,361	\$0	\$0	\$0	\$0	\$0	\$0	\$0	\$0	\$0	\$0	\$0	\$0	\$0	\$0	\$0		
	ATHLETIC PROGRAMS	\$6,715,998	\$2,062,065	\$2,295,176	\$2,201,591	\$14,812,860	\$1,238,085	\$3,048,687	\$1,350,393	\$2,480,151	\$5,096,975	\$41,081,972	\$29,117	\$44,110	\$0	\$27,250	\$0	\$79,627	\$239,989	\$0	\$0	\$62,208	\$99,541	\$167,900	\$273,184	\$1,022,905			
	REVENUE	\$787,790	\$30,857	\$116,170	\$43,649	\$2,672,594	\$22,037	\$228,580	\$18,643	\$1,239	\$357,630	\$4,279,389	\$0	\$175	\$0	\$5,678	\$6,608	\$0	\$0	\$0	\$0	\$333	\$0	\$0	\$4,481	\$0	\$17,475		
	TEAM TRAVEL	\$5,696,884	\$701,542	\$659,947	\$765,856	\$11,234,176	\$878,795	\$1,668,131	\$419,181	\$977,721	\$2,745,502	\$25,749,736	\$65,720	\$91,159	\$28,446	\$11,043	\$66,892	\$65,926	\$150,487	\$20,407	\$0	\$90,770	\$66,262	\$32,884	\$103,033	\$793,029			
	SPORTS EQUIPMENT, UNIFORMS, SUPPLIES	\$1,791,297	\$309,130	\$210,867	\$287,364	\$5,866,114	\$386,505	\$469,946	\$251,106	\$176,913	\$608,777	\$10,368,019	\$40,129	\$117,101	\$67,884	\$2,276	\$151,184	\$26,196	\$0	\$10,162	\$47,714	\$29,374	\$105,085	\$52,866	\$67,010	\$717,001			
	CONCESSION PROGRAMS	\$0	\$0	\$0	\$45,394	\$0	\$29,698	\$0	\$0	\$0	\$75,092	\$0	\$0	\$0	\$0	\$0	\$0	\$0	\$0	\$0	\$0	\$0	\$300	\$2,595	\$0	\$0	\$21,510		
	GAME EXPENSES	\$1,402,235	\$3,220	\$60,531	\$112,023	\$8,784,483	\$57,440	\$300,151	\$107,956	\$686,324	\$869,238	\$12,383,601	\$18,181	\$26,210	\$11,815	\$0	\$30,921	\$30,322	\$183,984	\$0	\$0	\$27,060	\$0	\$12,450	\$33,600	\$374,543			
	GAME GUARANTEES	\$443,282	\$4,400	\$2,000	\$7,500	\$5,257,175	\$3,500	\$0	\$85,650	\$5,809,507	\$0	\$0	\$0	\$0	\$0	\$0	\$0	\$0	\$0	\$0	\$0	\$0	\$0	\$0	\$0	\$0	\$0		
	MEMORANDUMS AND BOOKS	\$122,133	\$69,041	\$25,900	\$6,902	\$92,458	\$89,167	\$6,727	\$26,355	\$2,000	\$116,081	\$556,764	\$7,273	\$8,340	\$220	\$1,943	\$7,039	\$7,863	\$0	\$3,600	\$0	\$7,327	\$0	\$2,896	\$0	\$0	\$46,601		
	OTHER OPERATING OPERATIONS	\$1,386,555	\$918,847	\$188,857	\$431,407	\$15,178,400	\$0	\$891,861	\$45,712	\$334,669	\$138,206	\$19,514,515	\$82	\$3,551	\$3,040	\$0	\$1,900	\$13,072	\$0	\$56,529	\$1,892	\$297	\$0	\$1,749	\$27,931	\$110,043			
	OTHER FINANCING USES	\$113,188	\$0	\$0	\$3,508	\$8,326,411	\$0	\$0	\$159,063	\$6,595,154	\$0	\$0	\$0	\$0	\$0	\$0	\$0	\$0	\$0	\$0	\$0	\$0	\$0	\$0	\$0	\$0	\$0		
	Total Expenditures for Athletics	\$28,159,301	\$7,263,328	\$6,175,196	\$6,653,837	\$161,415,848	\$4,917,801	\$10,689,821	\$4,322,246	\$8,458,172	\$16,831,604	\$254,887,154	\$225,512	\$424,513	\$222,955	\$252,766	\$340,471	\$387,787	\$991,631	\$254,981	\$81,450	\$375,400	\$525,085	\$497,707	\$801,499	\$5,381,757			
	Fund Balance	\$0	\$0	\$0	\$0	\$0	\$0	\$0	\$0	\$0	\$0	\$0	\$0	\$0	\$0	\$0	\$0	\$0	\$0	\$0	\$1	\$0	\$0	\$0	\$0	\$0	\$0		
	2023-2024 Budgeted Expenditures Certified July 2023	\$19,517,107	\$6,510,914	\$5,550,000	\$6,056,144	\$151,784,200	\$4,321,565	\$10,445,739	\$4,033,581	\$7,420,216	\$15,612,351	\$231,233,817	\$188,500	\$991,000	\$126,810	\$286,391	\$272,711	\$48,156	\$1,017,719	\$239,135	\$60,955	\$424,205	\$518,000	\$390,700	\$1,319,051	\$5,861,333			
	% Difference Between Expenditures & Budgeted Revenue	44%	12%	11%	10%	6%	14%	2%	7%	14%	8%	10%	20%	28%	76%	12%	25%	9%	3%	7%	34%	12%	1%	27%	39%	8%			

RECOMMENDATIONS FOR STATE FUNDING OF CAPITAL PROJECTS 2025-27 BIENNIUM

Capital Priorities

Capital priorities for Development and Enhancement Fund projects in 2025-27 remain the same as those established in past biennia by the Arkansas Higher Education Coordinating Board (AHECB). Those priorities are as follows:

- Critical maintenance projects where critical needs are defined as those which must be addressed before the end of 2027 and which, if neglected, could result in substantial damage to the structural integrity of the building, or are related to the imminent failure of building systems such as HVAC, electrical and plumbing. In addition, critical maintenance projects include those associated with ADA compliance and/or safety needs.
- Improvements in research, instructional and clinical equipment as well as library holdings and technology.
- Renovation of existing facilities to address changing program needs.
- Technology infrastructure improvements including: installations or upgrades of local area networks (LANS), campus infrastructure to support increased bandwidth, and instructional technology equipment for classrooms and laboratories, as well as distance learning delivery systems.
- New construction of facilities when renovation of an existing building to meet the need is either not cost effective or is not an option, e.g., new space to address enrollment growth.

In light of these priorities, institutions have responded with capital needs for the 2025-27 biennium. ADHE staff have evaluated the requests and have recommended capital projects that meet the strategic needs of higher education through 2027.

Capital 2025-27 Recommendations

Arkansas higher education now has a current replacement value for its educational and general (E&G) space of over \$5.3 billion. When this information is coupled with the fact that approximately 50 percent of the useful life of campus facilities statewide has been expended, it is not surprising that the capital request for higher education is significant.

Construction, Renovation and Technology Infrastructure Projects

Institutions requested approximately \$1.18 billion in capital construction/renovation and technology infrastructure projects. Recommendations were made on the basis of the following criteria and institutions' demonstrating a compelling need for the projects.

- Institutional need for additional E&G square footage
- Condition of facilities (facilities condition index factor, critical maintenance needs)
- Age of facilities
- Debt service (capacity and utilization)
- Enrollment
- SREB category of the institution

Of the \$241.1 million recommended, \$94.5 million (39.2 percent) is for four-year institutions; \$78.55 million (32.6 percent) for two-year institutions; \$62.34 million (25.8 percent) for non-formula entities; and \$5.7 million (2.4 percent) for technical centers.

The project need and recommendation for each institution can be found on Table 3-A.

Critical Maintenance

Educational and General Critical Maintenance needs for all institutions total \$474.0 million. Critical needs are defined as those which must be addressed before the end of 2027 and which, if neglected, could result in substantial damage to the structural integrity of the building, or are related to the imminent failure of building systems such as HVAC, electrical and plumbing. The four-year institutions have a critical maintenance need of \$354.5 million (74.8 percent); the two-year critical maintenance need is \$55.6 million (11.8 percent); and the non-formula and technical center critical maintenance needs are \$60.4 million (12.7 percent) and \$3.5 million (0.7 percent), respectively.

Recommendations are based on ten percent of the institution's total critical maintenance need. The total critical maintenance need and recommendation for each institution can be found on Table 1-A.

Staff recommends approximately \$47.43 million for critical maintenance needs.

Deferred Maintenance

Educational and General Maintenance needs for all institutions total \$3.614 billion. The four-year institutions have a maintenance need of \$2.307 billion (63.8 percent); the two-year maintenance need is \$493.8 million (13.7 percent); and the non-formula and technical center maintenance needs are \$787.4 million (21.8 percent) and \$25.9 million (0.7 percent), respectively.

Recommendations are based on two percent of the institution’s total deferred maintenance need. The total deferred maintenance need and recommendation for each institution can be found on Table 1-A.

Staff recommends approximately \$72.3 million for deferred maintenance needs.

Equipment and Library

Staff recommends approximately \$28.86 million for equipment and library needs. This recommendation is based on \$200/weighted FTE for the four-year, two-year and technical institutions.

Summary

The capital recommendation is significant given the projected revenues to support the projects; however, these recommendations reflect the continuing need to maintain the state’s investment in higher education facilities and keep pace with the technological advances that are necessary for cutting edge academic programs. Project categories and recommendations are summarized as follows:

<u>Project Category</u>	<u>Recommendations</u>
Renovation, Construction and Technology Infrastructure	\$240,557,439
Critical Maintenance	47,430,000
Deferred Maintenance	72,310,000
Equipment and Library	28,856,992
 GRAND TOTAL	 \$389,154,431

ADHE Executive Staff recommend that the Arkansas Higher Education Coordinating Board approve the following resolution:

RESOLVED, That the Arkansas Higher Education Coordinating Board adopts the staff recommendations for state funding of capital projects totaling \$389.2 million as identified in the accompanying agenda materials.

FURTHER RESOLVED, That the Commissioner is authorized to transmit to the Governor and the General Assembly the Board's recommendation for state funding.

FURTHER RESOLVED, That the Commissioner is authorized to make such technical adjustments to these recommendations as may be required.

Table 3-A. Summary of Capital Requests / Recommendations for the 2025-2027 Biennium

INSTITUTION/ PROJECT NAME	PROJECT TYPE	REQUESTED AMOUNT	ADHE RECOMM.	Priority
				A
ASUJ				
Projects:				
College of Veterinary Medicine Facility	New Construction	9,654,800	4,000,000	4,000,000
Center for Advanced Materials and Steel Manufacturing	New Construction	10,000,000	3,000,000	3,000,000
Campus Buildings Deferred Maintenance	Critical Maintenance	8,000,000	2,000,000	2,000,000
Campus Wide Building Entrance Security and Card Access	Technology Infrastructure	<u>2,000,000</u>	<u>1,000,000</u>	<u>1,000,000</u>
Project Total		29,654,800	10,000,000	10,000,000
Critical Maintenance		7,355,500	740,000	740,000
Deferred Maintenance		260,431,811	5,210,000	5,210,000
Replacement Equipment & Library			4,509,554	4,509,554
Total		297,442,111	20,459,554	20,459,554

Agenda Item No. 3

ATU				Agenda Item No. 3	
Projects:					
Witherspoon Interior Renovation	Renovation	2,875,000	2,875,000		2,875,000
Classroom Instructional Technology Upgrades	Other	2,400,000	0		0
Virtual Desktop Infrastructure Upgrades	Other	350,000	0		0
Fiber Plant Infrastructure Upgrades	Other	275,000	0		0
Campus Computer Lab Upgrades	Other	650,000	0		0
Faculty Laptop Replacements	Other	418,000	0		0
Doc Bryan HVAC Infrastructure Replacement	Energy Conservation	1,416,250	0		0
McEver HVAC Infrastructure Replacement	Energy Conservation	1,145,000	0		0
Ross Pendergraft Library (RPL) Interior Renovation	Energy Conservation	797,500	0	0	
Utility Upgrades	Energy Conservation	0	3,032,000	3,032,000	
Technology Upgrades	Renovation	0	4,093,000	4,093,000	
Project Total		10,326,750	10,000,000	10,000,000	
Critical Maintenance		36,150,948	3,620,000	3,620,000	
Deferred Maintenance		204,856,997	4,100,000	4,100,000	
Replacement Equipment & Library (includes ATU-O)			1,321,412	1,321,412	
Total		251,334,695	19,041,412	19,041,412	
HSU					
Projects:					
Newberry Hall	Renovation	6,800,000	1,200,000	1,200,000	
Nursing Building Expansion	New Construction	2,500,000	0	0	
Womack Hall	Other	800,000	800,000	800,000	
Russell Fine Arts	Renovation	1,000,000	1,000,000	1,000,000	
Smith Hall	Renovation	2,500,000	2,500,000	2,500,000	
Wells Gym	Renovation	2,800,000	2,000,000	2,000,000	
Huie Library	Renovation	1,500,000	1,500,000	1,500,000	
Project Total		17,900,000	9,000,000	9,000,000	
Critical Maintenance		31,238,000	3,120,000	3,120,000	
Deferred Maintenance		121,949,500	2,440,000	2,440,000	
Replacement Equipment & Library			503,642	503,642	
Total		171,087,500	15,063,642	15,063,642	

SAUM				Agenda Item No. 3	
Projects:					
HVAC Upgrades	Infrastructure	3,783,000	3,783,000		3,783,000
Technology Upgrades	Tech Infrastructure	4,295,750	3,559,250		3,559,250
Storm Drain Lines	Infrastructure	1,000,750	1,000,750		1,000,750
Sewer Lines	Infrastructure	657,000	657,000		657,000
STEM Training Center	Renovation	3,889,352	0		0
Project Total		13,625,852	9,000,000		9,000,000
Critical Maintenance		5,352,250	540,000		540,000
Deferred Maintenance		170,437,853	3,410,000		3,410,000
Replacement Equipment & Library			1,227,623		1,227,623
Total		189,415,955	14,177,623		14,177,623
UAF					
Projects:					
Agriculture Building	Restoration	52,500,000	2,000,000	2,000,000	
John A White Jr Engineering Hall	Restoration/Addition	63,000,000	2,000,000	2,000,000	
Fine Arts Center / University Theatre	Restoration	24,000,000	2,000,000	2,000,000	
Memorial Hall	Restoration	57,000,000	2,000,000	2,000,000	
Kimple Hall / Office Tower	Renovation	42,500,000	2,000,000	2,000,000	
Business Building	Renovation	88,000,000	2,000,000	2,000,000	
West Avenue Annex	Restoration/Renovation	21,500,000	0	0	
Stone House	Restoration/Renovation	21,500,000	0	0	
Human Environmental Sciences Building	Restoration	28,500,000	0	0	
Billingsley Music Building	Renovation	25,000,000	0	0	
Project Total		423,500,000	12,000,000	12,000,000	
Critical Maintenance		18,546,000	1,850,000	1,850,000	
Deferred Maintenance		450,735,066	9,010,000	9,010,000	
Replacement Equipment & Library			7,782,624	7,782,624	
Total		892,781,066	30,642,624	30,642,624	
UAFS					
Projects:					
Hazardous Waste Storage	Other	500,000	2,000,000	2,000,000	
Sebastian Commons Columns	Other	4,000,000	2,000,000	2,000,000	
Center for Workforce Development	Renovation	9,000,000	2,000,000	2,000,000	
Cold and Hot Water District Loops	Energy Conservation	20,000,000	2,000,000	2,000,000	
Project Total		33,500,000	8,000,000	8,000,000	

Critical Maintenance	9,429,830	940,000	940,000
Deferred Maintenance	51,181,399	1,020,000	1,020,000
Replacement Equipment & Library		747,453	747,453
Total	94,111,229	10,707,453	10,707,453

UALR				Agenda Item No. 3	
Projects:					
Technology Infrastructure Improvements	Tech Infrastructure	10,711,042	2,000,000		2,000,000
Campus Security Improvements	Tech Infrastructure	4,146,681	2,000,000		2,000,000
Speech Building Renovation	Renovation	2,560,540	2,000,000		2,000,000
Nanotechnology Center (CINS)	New Construction	9,180,496	2,000,000		2,000,000
Classroom Technology Improvements	Tech Infrastructure	3,245,389	2,000,000		2,000,000
University Services Building	New Construction	17,305,500	0		0
Project Total		47,149,648	10,000,000		10,000,000
Critical Maintenance		141,862,450	14,190,000		14,190,000
Deferred Maintenance		406,526,621	8,130,000		8,130,000
Replacement Equipment & Library			2,041,488		2,041,488
Total		595,538,719	34,361,488		34,361,488
UAM					
Projects:					
Construction of Allied Health Building	New Construction	20,000,000	2,500,000		2,500,000
HVAC Upgrades for MCB and BBC	Renovation	10,000,000	2,000,000		2,000,000
Renovation of Fine Arts Center	Renovation	5,500,000	2,000,000		2,000,000
Renovation of Music Building	Renovation	2,900,000	2,000,000		2,000,000
Project Total		38,400,000	8,500,000		8,500,000
Critical Maintenance		65,210,000	6,520,000	6,520,000	
Deferred Maintenance		144,781,768	2,900,000	2,900,000	
Replacement Equipment & Library (includes UAM-Crossett & UAM-McGehee)			543,508	543,508	
Total		248,391,768	18,463,508	18,463,508	

UAPB				Agenda Item No. 3	
Projects:					
Fire Protection	Renovation	5,400,000	2,000,000		2,000,000
Dormitory Renovations	Renovation	4,320,000	2,000,000		2,000,000
Police Station	Renovation	3,556,000	2,000,000		2,000,000
Restroom Renovations	Renovation	1,620,000	500,000		500,000
Domestic Water Upgrades	Renovation	1,080,000	500,000		500,000
Elevator Upgrades/Modernization	Renovation	1,080,000	500,000		500,000
Campus Security Fencing	Renovation	1,620,000	500,000		500,000
Project Total		18,676,000	8,000,000		8,000,000
Critical Maintenance		5,350,000	540,000	540,000	
Deferred Maintenance		119,383,648	2,390,000	2,390,000	
Replacement Equipment & Library			421,268	421,268	
Total		143,409,648	11,351,268	11,351,268	
UCA					
Projects:					
Multi-Purpose Sports Facility	New Construction	45,000,000	2,500,000	2,500,000	
Lewis Science Center Replacement	Renovation	19,275,000	2,500,000	2,500,000	
Mashburn Hall Renovation	Renovation	18,000,000	2,500,000	2,500,000	
Old Main Renovation	Renovation	21,700,000	2,500,000	2,500,000	
Project Total		103,975,000	10,000,000	10,000,000	
Critical Maintenance		34,020,000	3,400,000	3,400,000	
Deferred Maintenance		377,220,301	7,540,000	7,540,000	
Replacement Equipment & Library			2,627,252	2,627,252	
Total		515,215,301	23,567,252	23,567,252	
SubTotal 4 - Year Universities					
Project Total		736,708,050	94,500,000	94,500,000	
Critical Maintenance Total		354,514,978	35,460,000	35,460,000	
Deferred Maintenance Total		2,307,504,964	46,150,000	46,150,000	
Replacement Equipment & Library Total			21,725,823	21,725,823	
Total		3,398,727,992	197,835,823	197,835,823	

ATU - Ozark				Agenda Item No. 3	
Projects:					
Collegiate Center Roof Replacement and Interior Renovation	Energy Conservation	691,900	691,900		691,900
Project Total		<u>691,900</u>	<u>691,900</u>		<u>691,900</u>
Critical Maintenance		154,806	20,000		20,000
Deferred Maintenance		10,540,084	210,000		210,000
Replacement Equipment & Library			0		0
Total		11,386,790	921,900		921,900
UAM-Crossett					
Projects:					
Workforce/Collegiate Center UAM CTC	New Construction	6,650,000	2,500,000	2,500,000	
Project Total		<u>6,650,000</u>	<u>2,500,000</u>	<u>2,500,000</u>	
Critical Maintenance		1,175,000	120,000	120,000	
Deferred Maintenance		7,053,251	140,000	140,000	
Replacement Equipment & Library			0	0	
Total		14,878,251	2,760,000	2,760,000	
UAM-McGehee					
Projects:					
General Education Building UAM CTM	New Construction	11,750,000	2,500,000	2,500,000	
Project Total		<u>11,750,000</u>	<u>2,500,000</u>	<u>2,500,000</u>	
Critical Maintenance		2,175,000	220,000	220,000	
Deferred Maintenance		8,263,304	170,000	170,000	
Replacement Equipment & Library			0	0	
Total		22,188,304	2,890,000	2,890,000	
SubTotal Technical Centers					
Project Total		19,091,900	5,691,900	5,691,900	
Critical Maintenance Total		3,504,806	360,000	360,000	
Deferred Maintenance Total		25,856,639	520,000	520,000	
Replacement Equipment & Library Total			0	0	
Total		48,453,345	6,571,900	6,571,900	

ASU-SYS			
Projects:			
For construction, renovation, maintenance, equipment, personal services and operating expenses of the various institutions and entities of the Arkansas State University System			
	Other	25,000,000	25,000,000
		<u>25,000,000</u>	<u>25,000,000</u>
Project Total		25,000,000	25,000,000
Critical Maintenance		0	0
Deferred Maintenance		0	0
Replacement Equipment & Library		0	0
Total		25,000,000	25,000,000
SAUT - Arkansas Environmental Training Academy			
Projects:			
No Requests		<u>0</u>	<u>0</u>
Project Total		0	0
Critical Maintenance		243,072	20,000
Deferred Maintenance		825,389	20,000
Replacement Equipment & Library		0	0
Total		1,068,461	40,000
SAUT - Arkansas Fire Training Academy			
Projects:			
AFTA Equipment Replacement	Other	91,000	91,000
AFTA Training Ground Enhancements	Renovation	12,129,910	2,172,000
AFTA HVAC Improvements	Renovation	<u>237,000</u>	<u>237,000</u>
Project Total		12,457,910	2,500,000
Critical Maintenance		400,297	40,000
Deferred Maintenance		2,882,000	60,000
Replacement Equipment & Library		0	0
Total		15,740,207	2,600,000

UA-AAS						Agenda Item No. 3
Projects:						
HVAC System Replacement	Eneergy Conservation	1,175,000	1,175,000	1,175,000		
Archaeological Data/Object Security and Accessibility	Renovation	396,400	396,400	396,400		
Remote Sensing and Archeological Object Analysis	Technology Infrastructure	306,989	306,989	306,989		
Project Total		1,878,389	1,878,389	1,878,389		
Critical Maintenance		1,168,304	120,000	120,000		
Deferred Maintenance		4,648,310	90,000	90,000		
Replacement Equipment & Library			0	0		
Total		7,695,003	2,088,389	2,088,389		
UA-AREON						
Projects:						
Telecommunications Shelter Power Reliability	Technology Infrastructure	285,000	285,000	285,000		
Telecommunications Shelter Facility Upgrades	Renovation	39,000	39,000	39,000		
Telecommunications Shelter Security Enhancements	Technology Infrastructure	91,500	91,500	91,500		
Fiber Optic Network Transmission Equipment Lifecycle Management	Technology Infrastructure	450,000	450,000	450,000		
Project Total		865,500	865,500	865,500		
Critical Maintenance		0	0	0		
Deferred Maintenance		0	0	0		
Replacement Equipment & Library			0	0		
Total		865,500	865,500	865,500		
UA-ASMSA						
Projects:						
Downtown Arts Center	New Construction	10,000,000	1,150,000	1,150,000		
Wellness Center	New Construction	8,000,000	1,000,000	1,000,000		
STEM Research Lab Upgrades	Other	350,000	350,000	350,000		
Residence Hall and Learning Lab	New Construction	8,000,000	0	0		
Project Total		26,350,000	2,500,000	2,500,000		
Critical Maintenance		0	0	0		
Deferred Maintenance		0	0	0		
Replacement Equipment & Library			0	0		
Total		26,350,000	2,500,000	2,500,000		

UA - Criminal Justice Institute			Agenda Item No. 3	
Projects:				
No Requests	0	0		0
Project Total	0	0		0
Critical Maintenance	0	0		0
Deferred Maintenance	0	0		0
Replacement Equipment & Library	0	0		0
Total	0	0		0
UA - Clinton School				
Projects:				
No Requests	0	0		0
Project Total	0	0		0
Critical Maintenance	0	0		0
Deferred Maintenance	0	0		0
Replacement Equipment & Library	0	0	0	
Total	0	0	0	

UAMS				Agenda	
Projects:					
No Requests		0	0		0
Project Total		<u>0</u>	<u>0</u>		0
Critical Maintenance		49,039,249	4,900,000		4,900,000
Deferred Maintenance		<u>679,778,870</u>	<u>13,600,000</u>		13,600,000
Replacement Equipment & Library			2,535,302		2,535,302
Total		728,818,119	21,035,302	21,035,302	
UA-SYS					
Projects:					
System Office Expansion	New Construction	2,468,550	2,198,000	2,198,000	
Pines Cabin Renovation	Renovation	302,000	302,000	302,000	
For construction, renovation, maintenance, equipment, personal services and operating expenses of the various institutions and entities of the University of Arkansas System					
	Other	<u>25,000,000</u>	<u>25,000,000</u>	25,000,000	
Project Total		27,770,550	27,500,000	27,500,000	
Critical Maintenance		494,000	50,000	50,000	
Deferred Maintenance		2,648,327	50,000	50,000	
Replacement Equipment & Library			0	0	
Total		30,912,877	27,600,000	27,600,000	

UA-System - Div. of Agriculture				Agenda Item No. 3	
Projects:					
Lonoke Extension Center Expansion	New Construction	2,100,000	2,100,000		2,100,000
Project Total		<u>2,100,000</u>	<u>2,100,000</u>		2,100,000
Critical Maintenance		9,069,312	910,000		910,000
Deferred Maintenance		96,574,064	1,930,000		1,930,000
Replacement Equipment & Library			0		0
Total		107,743,376	4,940,000		4,940,000
SubTotal Non-Formula					
Project Total		96,422,349	62,343,889		62,343,889
Critical Maintenance Total		60,414,234	6,040,000	6,040,000	
Deferred Maintenance Total		787,356,960	15,750,000	15,750,000	
Replacement Equipment & Library Total			2,535,302	2,535,302	
Total		944,193,543	86,669,191	86,669,191	

ANC				Agenda Item No. 3	
Projects:					
Admin Building Roof Replacement	Renovation	1,350,000	1,350,000		1,350,000
Project Total		<u>1,350,000</u>	<u>1,350,000</u>		1,350,000
Critical Maintenance		6,802,114	680,000		680,000
Deferred Maintenance		13,293,480	270,000		270,000
Replacement Equipment & Library			116,840		116,840
Total		21,445,594	2,416,840	2,416,840	
ASUB					
Projects:					
Owen Center	Renovation	4,322,000	2,050,000	2,050,000	
State Hall	Renovation	3,143,000	2,000,000	2,000,000	
Expansion & Update of IT Infrastructure	Technology Infrastructure	450,000	450,000	450,000	
Project Total		<u>7,915,000</u>	<u>4,500,000</u>	4,500,000	
Critical Maintenance		4,450,406	450,000	450,000	
Deferred Maintenance		13,364,583	270,000	270,000	
Replacement Equipment & Library			356,080	356,080	
Total		25,729,989	5,576,080	5,576,080	
ASUMH					
Projects:					
Technical Center Roof Coating	Renovation	1,000,000	1,000,000	1,000,000	
Critical Maintenance Equip. Project	Other	2,700,000	1,600,000	1,600,000	
IT Infrastructure Upgrades/Replacement	Technology Infrastructure	300,000	300,000	300,000	
Vada Shied Community Center	Other	1,350,000	1,000,000	1,000,000	
Security System Upgrades	Technology Infrastructure	100,000	100,000	100,000	
Project Total		<u>5,450,000</u>	<u>4,000,000</u>	4,000,000	
Critical Maintenance		20,000	0	0	
Deferred Maintenance		15,629,989	310,000	310,000	
Replacement Equipment & Library			156,560	156,560	
Total		21,099,989	4,466,560	4,466,560	

ASUMS						Agenda Item No. 3
Projects:						
Classroom Technology Upgrades	Equipment Replacement	800,000	800,000	800,000		
Student Laptop Upgrades	Equipment Replacement	250,000	250,000	250,000		
Campus Security Updates	Equipment Replacement	250,000	250,000	250,000		
Technology Infrastructure Upgrades	Technology Infrastructure	400,000	400,000	400,000		
Project Total		<u>1,700,000</u>	<u>1,700,000</u>	<u>1,700,000</u>		
Critical Maintenance		1,073,500	110,000	110,000		
Deferred Maintenance		28,327,563	570,000	570,000		
Replacement Equipment & Library			82,080	82,080		
Total		31,101,063	2,462,080	2,462,080		
ASUN						
Projects:						
Center for Health Sciences ASUN Newport Campus	New Construction	9,780,000	0	0		
Nursing and Health Professions Building Renovation						
ASUN Marked Tree Campus	Renovation	2,750,000	1,000,000	1,000,000		
Main Building Remodel ASUN Jonesboro Campus	Renovation	2,300,000	1,000,000	1,000,000		
Classroom/Student Services Building ASUN Jonesboro Campus	New Construction	8,000,000	0	0		
Main Building Remodeling ASUN Marked Tree Campus	Renovation	2,000,000	1,000,000	1,000,000		
ASUN Jonesboro Campus	New Construction	3,500,000	0	0		
Phase 2 Photovoltaic Solar Array	Other	1,750,000	1,000,000	1,000,000		
Project Total		<u>30,080,000</u>	<u>4,000,000</u>	<u>4,000,000</u>		
Critical Maintenance		0	0	0		
Deferred Maintenance		21,480,100	430,000	430,000		
Replacement Equipment & Library			285,273	285,273		
Total		51,560,100	4,715,273	4,715,273		

ASUTR				Agenda Item No. 3	
Projects:					
Workforce Training Expansion	Renovation	1,800,000	1,000,000		1,000,000
Career Center Classroom Building	New Construction	4,750,000	1,380,000		1,380,000
Energy Management System	Energy Conservation	400,000	400,000		400,000
Science Building Renovation	Renovation	500,000	500,000		500,000
Facilities Management Building	New Construction	720,000	720,000		720,000
Project Total		8,170,000	4,000,000		4,000,000
Critical Maintenance		30,000	0		0
Deferred Maintenance		12,179,487	240,000		240,000
Replacement Equipment & Library			94,780		94,780
Total		20,379,487	4,334,780		4,334,780
BRTC					
Projects:					
RCDC Bldg. Renovation	Renovation	697,500	697,500	697,500	
"A" & "B" Bldg. Renovation	Renovation	247,500	247,500	247,500	
Global Education Center	Renovation	225,000	225,000	225,000	
Integrated Automation Technology Lab	Renovation	382,500	382,500	382,500	
Health Science Complex	Renovation	405,000	405,000	405,000	
Project Total		1,957,500	1,957,500	1,957,500	
Critical Maintenance		683,200	70,000	70,000	
Deferred Maintenance		23,609,542	470,000	470,000	
Replacement Equipment & Library			168,167	168,167	
Total		26,250,242	2,665,667	2,665,667	

CCCUA					Agenda Item No. 3
Projects:					
Fiber Optic & Switch Replacements	Technology Infrastructure	475,000	475,000	475,000	
Multi-purpose / Convocation Ctr	New Construction	11,400,000	2,955,000	2,955,000	
Roof Replacement - Nashville Atrium	Renovation	570,000	570,000	570,000	
Project Total		12,445,000	4,000,000	4,000,000	
Critical Maintenance		962,000	100,000	100,000	
Deferred Maintenance		18,518,861	370,000	370,000	
Replacement Equipment & Library			118,800	118,800	
Total		31,925,861	4,588,800	4,588,800	
EACC					
Projects:					
Switchgear Replacement	Technology Infrastructure	400,000	400,000	400,000	
Structural Corrections	Renovation	730,000	730,000	730,000	
Ground Repair new FAC and LRC	Renovation	375,000	375,000	375,000	
Roofs	Renovation	200,000	200,000	200,000	
Renovation of Admin & FAC	Renovation	575,000	575,000	575,000	
New Welding/HVAC training labs	New Construction	615,000	615,000	615,000	
Air Conditioning for Vocational Labs	Renovation	100,000	100,000	100,000	
Demolition-vacant buildings	Renovation	500,000	500,000	500,000	
Widen South Campus Entrance	Renovation	50,000	50,000	50,000	
Asphalt for part of Welcome Way	Renovation	195,000	195,000	195,000	
Painting CTE Shops and Awnings	Renovation	80,000	80,000	80,000	
Tower Repair	Renovation	50,000	50,000	50,000	
Project Total		3,870,000	3,870,000	3,870,000	
Critical Maintenance		437,000	40,000	40,000	
Deferred Maintenance		26,020,873	520,000	520,000	
Replacement Equipment & Library			100,427	100,427	
Total		30,327,873	4,530,427	4,530,427	
NAC					
Projects:					
Bradley Center Expansion	New Construction	22,559,200	2,195,000	2,195,000	
Technology Systems Improvements	Technology	1,245,000	1,245,000	1,245,000	
Replace Sliding-Glass Doors	Renovation	275,000	275,000	275,000	
Renovate Tiered Classrooms for ADA	Renovation	285,000	285,000	285,000	
Project Total		24,364,200	4,000,000	4,000,000	

Critical Maintenance	1,954,500	200,000	200,000
Deferred Maintenance	21,461,545	430,000	430,000
Replacement Equipment & Library		200,613	200,613
Total	47,780,245	4,830,613	4,830,613

NPC						Agenda Item No. 3	
Projects:							
Pedestrian Bridge (4) Repair	Renovation	88,005	88,005	88,005			
Gym Complex HVAC Replacement	Renovation	343,000	343,000	343,000			
Gerald Fisher CC Roof Replacement	Renovation	170,690	170,690	170,690			
Welding Technology Center	New Construction	6,870,000	3,398,305	3,398,305			
Project Total		7,471,695	4,000,000	4,000,000			
Critical Maintenance		1,583,100	160,000	160,000			
Deferred Maintenance		40,338,627	810,000	810,000			
Replacement Equipment & Library			285,060	285,060			
Total		49,393,422	5,255,060	5,255,060			
NWACC							
Projects:							
End Point Detection Remediation	Technology Infrastructure	250,000	250,000	250,000			
Burns Hall HVAC Water Units	Critical Maintenance	329,000	329,000	329,000			
White Auditorium	Renovation	277,000	277,000	277,000			
Library Holdings Improvements	Library Holdings	62,785	0	0			
Health Professions Building 2	New Construction	48,300,000	4,144,000	4,144,000			
Project Total		49,218,785	5,000,000	5,000,000			
Critical Maintenance		7,945,000	790,000	790,000			
Deferred Maintenance		37,233,865	740,000	740,000			
Replacement Equipment & Library			773,300	773,300			
Total		94,397,650	7,303,300	7,303,300			
OZC							
Projects:							
Administration Building Roof & HVAC	Renovation	600,000	600,000	600,000			
Skilled Trades Facility - Ash Flat	New Construction	2,000,000	2,000,000	2,000,000			
Project Total		2,600,000	2,600,000	2,600,000			
Critical Maintenance		850,000	90,000	90,000			
Deferred Maintenance		14,641,862	290,000	290,000			
Replacement Equipment & Library			100,107	100,107			
Total		18,091,862	3,080,107	3,080,107			

PCCUA					
Projects:					
Campus Fire/Security System Upgrades	Technology Infrastructure	1,750,000	1,750,000	1,750,000	
ADA Compliance Improvements	Renovation	250,000	250,000	250,000	
Roof Repair & Replacement	Renovation	700,000	700,000	700,000	
HVAC and LED Efficiency Upgrades	Energy Conservation	250,000	250,000	250,000	
Project Total		<u>2,950,000</u>	<u>2,950,000</u>	<u>2,950,000</u>	
Critical Maintenance		6,185,299	620,000	620,000	
Deferred Maintenance		52,891,503	1,060,000	1,060,000	
Replacement Equipment & Library			133,340	133,340	
Total		62,026,802	4,763,340	4,763,340	
SAC					
Projects:					
Facilities Plant Building	New Construction	4,451,000	1,850,000	1,850,000	
Safety/ADA Compliance Upgrades	Other	150,000	150,000	150,000	
Residential Facility	New Construction	4,921,000	0	0	
Health Science Center Addition	Other	3,109,250	2,000,000	2,000,000	
Project Total		<u>12,631,250</u>	<u>4,000,000</u>	<u>4,000,000</u>	
Critical Maintenance		1,025,000	100,000	100,000	
Deferred Maintenance		8,769,520	180,000	180,000	
Replacement Equipment & Library			148,193	148,193	
Total		22,425,770	4,428,193	4,428,193	
SAUT					
Projects:					
Roof and Foundation Repair	Renovation	875,997	875,997	875,997	
SAU Tech Center of Aerospace	New Construction	13,599,000	0	0	
HVAC Replacement SAU Tech	Renovation	2,502,500	2,000,000	2,000,000	
Manning Hall and Shumaker Hall Renovations	Renovation	2,200,000	1,124,003	1,124,003	
SAU Tech Alarm Panel Upgrades	Technology Infrastructure	175,000	175,000	175,000	
Project Total		<u>19,352,497</u>	<u>4,000,000</u>	<u>4,000,000</u>	
Critical Maintenance		7,404,558	740,000	740,000	
Deferred Maintenance		52,308,883	1,050,000	1,050,000	
Replacement Equipment & Library			126,933	126,933	
Total		79,065,938	5,916,933	5,916,933	

Agenda Item No. 3

SEAC				Agenda Item No. 3	
Projects:					
SEARK Emergency Operations Center	New Construction	5,800,000	3,300,000		3,300,000
New Basketball Court Floor	Renovation	200,000	0		0
New Student Center and Classrooms	New Construction	25,000,000	0		0
Campus Roof Replacement - Founders Hall & McGeorge	Renovation	400,000	400,000		400,000
Testing Center Renovation	Renovation	50,000	50,000		50,000
Commons Building Renovation	Renovation	250,000	250,000		250,000
New Student Housing Building	New Construction	30,000,000	0		0
Fitness Room	New Construction	75,000	0		0
Purchase Building Contiguous to the Campus	Other	100,000	0	0	
Project Total		61,875,000	4,000,000	4,000,000	
Critical Maintenance		1,500,000	150,000	150,000	
Deferred Maintenance		16,452,145	330,000	330,000	
Replacement Equipment & Library			132,687	132,687	
Total		79,827,145	4,612,687	4,612,687	
UACCB					
Projects:					
Gateway Center	Renovation	15,000,000	2,000,000	2,000,000	
Student Success/Math/Science Bldg	New Construction	8,520,000	0	0	
Main Classroom Building Renovation	Renovation	3,500,000	1,000,000	1,000,000	
Land Acquisition	Other	2,500,000	0	0	
Vehicle Bridge	Renovation	1,000,000	1,000,000	1,000,000	
Project Total		30,520,000	4,000,000	4,000,000	
Critical Maintenance		5,949,700	590,000	590,000	
Deferred Maintenance		11,653,327	230,000	230,000	
Replacement Equipment & Library			145,967	145,967	
Total		48,123,027	4,965,967	4,965,967	

UACCH-T				Agenda Item No	
Projects:					
HVAC replacements	Renovation	820,000	820,000		820,000
Hempstead Hall Renovation	Renovation	300,000	300,000		300,000
Building Upgrades and Maintenance	Renovation	500,000	500,000		500,000
Project Total		<u>1,620,000</u>	<u>1,620,000</u>		1,620,000
Critical Maintenance		3,381,054	340,000		340,000
Deferred Maintenance		14,966,793	300,000		300,000
Replacement Equipment & Library			97,340		97,340
Total		19,967,847	2,357,340		2,357,340
UACCM					
Projects:					
Allied Health/Health Sciences Building	New Construction	7,000,000	2,000,000	2,000,000	
East Campus Infrastructure/Renovation	Renovation/Construction	2,000,000	2,000,000	2,000,000	
Project Total		<u>9,000,000</u>	<u>4,000,000</u>	4,000,000	
Critical Maintenance		2,075,000	210,000	210,000	
Deferred Maintenance		11,345,953	230,000	230,000	
Replacement Equipment & Library			237,367	237,367	
Total		22,420,953	4,677,367	4,677,367	
UACCRM					
Projects:					
Health Science Facility	New Construction	9,715,000	3,209,000	3,209,000	
Technology Upgrade of Lecture Hall	Technology Infrastructure	590,500	590,500	590,500	
Allied Health Equipment	Other	200,500	200,500	200,500	
Project Total		<u>10,506,000</u>	<u>4,000,000</u>	4,000,000	
Critical Maintenance		564,789	60,000	60,000	
Deferred Maintenance		6,431,134	130,000	130,000	
Replacement Equipment & Library			88,933	88,933	
Total		17,501,923	4,278,933	4,278,933	

UA-PTC				Agenda Item
Projects:				
Center for Innovation & Applied Engineering	New Construction	26,000,000	2,920,000	2,920,000
Renovation of Allied Health Building	Renovation	1,330,000	1,330,000	1,330,000
Renovation of Library	Renovation	750,000	750,000	750,000
Project Total		28,080,000	5,000,000	5,000,000
Critical Maintenance		682,000	70,000	70,000
Deferred Maintenance		32,902,861	660,000	660,000
Replacement Equipment & Library			647,020	647,020
Total		61,664,861	6,377,020	6,377,020
SubTotal 2 Year				
Project Total		333,126,927	78,547,500	78,547,500
Critical Maintenance Total		55,558,220	5,570,000	5,570,000
Deferred Maintenance Total		493,822,496	9,890,000	9,890,000
Replacement Equipment & Library Total			4,595,867	4,595,867
Total		882,507,643	98,603,367	98,603,367
Grand Total				
Project Total		1,185,349,226	241,083,289	241,083,289
Critical Maintenance Total		473,992,238	47,430,000	47,430,000
Deferred Maintenance Total		3,614,541,059	72,310,000	72,310,000
Replacement Equipment & Library Total			28,856,992	28,856,992
Total		5,273,882,523	389,680,281	389,680,281

**ECONOMIC FEASIBILITY OF BOND ISSUE
ARKANSAS STATE UNIVERSITY-JONESBORO**

Arkansas State University-Jonesboro (ASUJ) requests approval of the economic feasibility of plans to issue federally taxable bonds in the amount of approximately \$30.0 million with a term of thirty (30) years with an estimated annual interest rate of 5.50 percent. Proceeds from the loan will be used for educational and general (E&G) purposes. Arkansas State University Board of Trustees approved this financing at its meeting on September 19, 2024.

The E&G issue will be \$30.0 million with an estimated annual debt service of \$2,038,297 and a term of thirty (30) years. Proceeds from the bond issue will be used to design, construct, furnish, and equip the College of Veterinary Medicine building, with an estimated square footage of approximately 55,392. Coordinating Board policy regarding debt service for E&G projects provides that a maximum of twenty-five (25) percent of net tuition and fee revenue less unrestricted educational and general scholarship expenditures may be pledged to E&G debt service.

Relevant data follows:

Budgeted 2024-2025 Net Tuition and Fee Revenue	\$ 78,652,115
Maximum Allowable Debt Service (\$78,652,115 X 25%)	\$ 19,663,029
Existing Debt Service	\$ 4,662,175
Proposed New Debt Service	\$ 2,038,297
Amount Remaining for Additional Debt Service	\$ 12,962,557

The above data demonstrates that Arkansas State University- Jonesboro has sufficient net tuition and fee revenue to support a bond issue of approximately \$30.0 million with a term of thirty (30) years at an estimated annual interest rate of 5.50 percent.

In accordance with board policy, any proceeds from bonds that require AHECB approval, which are used for the purchase or construction of new facilities, and result in additional square footage are subject to the AHECB maintenance policy as adopted in October 2010. Arkansas State University-Jonesboro will sustain a building maintenance fund to be supported by net tuition and fee revenue for the E&G facility. These funds will be held in separate accounts for the maintenance of the new facilities by transferring annually to plant funds based on the Association of Physical Plant Administrators (APPA) of Universities and Colleges recommendation. The current APPA recommendation is \$2.50 per gross square foot for E&G facilities. Based on estimated total square footage of 55,392, \$138,480 will be transferred annually.

The following resolution is presented for the board's consideration:

RESOLVED, That the Arkansas Higher Education Coordinating Board considers economically feasible plans for Arkansas State University- Jonesboro to issue federally taxable bonds in the amount of approximately \$30.0 million with a term of thirty (30) years with an estimated annual interest rate of 5.50 percent to design, construct, furnish, and equip the College of Veterinary Medicine building.

FURTHER RESOLVED, That the Commissioner of the Arkansas Division of Higher Education is authorized to notify the President and the Chair of the Board of Trustees of Arkansas State University-System, and the Chancellor of Arkansas State University-Jonesboro of the Coordinating Board's resolution.

**TECHNICAL CERTIFICATE AND CERTIFICATE OF PROFICIENCY
IN ENERGY MANAGEMENT
NORTH ARKANSAS COLLEGE**

The following resolution is presented to the Arkansas Higher Education Coordinating Board for consideration:

RESOLVED, That the Arkansas Higher Education Coordinating Board approves the offering of the Technical Certificate in Energy Management (CIP 15.1701) and the Certificate of Proficiency in Energy Management (CIP 15.1701), at North Arkansas College, effective Fall 2024.

FURTHER RESOLVED, That the Coordinating Board instructs the Commissioner of the Arkansas Division of Higher Education to inform the President and Chair of the Board of Trustees of North Arkansas College of the approval.

**TECHNICAL CERTIFICATE AND CERTIFICATE OF PROFICIENCY
IN ENERGY MANAGEMENT
NORTH ARKANSAS COLLEGE**

The administration and Board of Trustees of North Arkansas College (NAC) request approval to offer the Technical Certificate and Certificate of Proficiency in Energy Management, effective Fall 2024.

NAC is accredited by the Higher Learning Commission and the proposed program is within the role and scope established for the institution. The North Arkansas College Board of Trustees approved the program on February 8, 2024.

Program Description

Students enrolling in the proposed Energy Management program will explore energy auditing, renewable energy systems, energy-efficient building design, energy modeling, and energy codes and standards. Students will learn how to analyze energy usage data and develop energy management plans that can help reduce energy consumption and save costs. They will learn how to perform blower door and duct blasting tests; capture and interpret thermal imagery; install and service scaled solar, wind, and hydronic systems; and perform load calculations.

The proposed 17 credit-hour Certificate of Proficiency and 35 credit-hour Technical Certificate in Energy Management are designed to prepare students for an entry-level career in energy management, building science, and related fields, with a focus on sustainable practices and green technologies. The program will also focus on workforce training for local and regional businesses, partners, and contractors in the renewable energies industry. The proposed program will stack into the existing Associate of Applied Science in General Technology for those students wishing to further their education.

One part-time faculty member will be hired for the program. Existing resources and facilities will be utilized. Additional equipment will be acquired via donations, college funds, and future grants.

Program Need

Over the next 10 years, careers in the renewable energy industry are set to increase more than 3%, which exceeds most job growth projections for other skilled trades in Arkansas, Missouri, Oklahoma, and Texas. The demand for occupations in the renewable energy field is substantial, which shows how much businesses, industries, and individuals are dedicated to becoming energy independent. Wage projections indicate a median wage ranging from \$38,000 to \$53,000 or higher depending on the occupation chosen in this field.

North Arkansas College became aware of this need through national media coverage and by surveying related job markets in the HVAC and construction industries. One Arkansas company, Today's Building Science LLC, based out of Sherwood, has been involved in discussions about the proposed program since its inception and will provide curriculum guidance as well as employment opportunities for graduates of the proposed program. Additionally, First Star Energy has also expressed interest in employing future graduates.

Program Expenditures and Funding

One part-time faculty with 1-3 years of experience in energy management or related field and having one or more BPI, LEED, IREC, or HERS certifications will be hired in the summer of 2024. A salary of \$20,600 is anticipated for this hire. Other expenditures include \$5,000-\$7,000 for faculty development, \$75,000-\$100,000 for solar panel and wind turbine training equipment, and approximately \$2,500-\$5,000 for facility renovations. Program accreditations will also be sought, and costs are estimated at \$3,500-\$4,500.

Funding for the proposed program will come from general revenue, possible Perkins funds and reserve funds, endowed chairs, and potential grants from Arkansas Advanced Energy Foundation (AAEF), the Office of Skills Development (OSD), and Arkansas Energy Department (AED).

Program Duplication

There are no other active programs similar to the proposed program in the state of Arkansas.

Program Learning Outcomes

Certificate of Proficiency

Upon successful completion, a student will be able to:

1. Demonstrate skills in the use of energy production, distribution, consumption, and efficiency, with a focus on high-performing building designs; solar, wind, and hydroelectric systems; and other renewable energy sources.
2. Demonstrate the ability to stay informed and embrace new and innovative solutions in the energy industry.
3. Identify economic, environmental, and social impacts of energy production and consumption, and the ability to evaluate the return on investment for various energy efficiency measures.
4. Demonstrate technical skills in building envelope design and construction, with a focus on energy efficiency, indoor air quality, and sustainability.
5. Describe the interrelationships between energy, the environment, and human well-being.

6. Present energy-related information to a variety of audiences.
7. Demonstrate technical skills in the use of HVAC-R (heating, ventilation, air conditioning, and refrigeration) systems and the ability to perform system assessments and design energy-efficient solutions.

Technical Certificate

Upon successful completion, a student will be able to:

1. Perform building envelope analysis, duct blasting, blower door testing, and other diagnostic procedures to evaluate a building's energy efficiency.
2. Demonstrate principles of the LEED (Leadership in Energy and Environmental Design), BPI (Building Performance Institute), RESNET (Residential Energy Services Network), and HERS (Home Energy Rating System) certification processes and the ability to evaluate a building's compliance with energy codes and standards.
3. Complete LEED and BPI Certification Exams.
4. Demonstrate practical skills with data analytics, including the use of energy management software to track energy consumption and evaluate energy performance.
5. Demonstrate the ability to promote sustainable energy practices.
6. Communicate effectively about energy-related topics.
7. Work effectively in teams on energy projects
8. Demonstrate a knowledge of careers in the energy sector, including positions as energy analysts, auditors, consultants, managers, and renewable energy specialists, with a specific emphasis on high performing building designs and renewable energy systems.

Program Enrollment and Graduation Projections

Academic Year	Projected Enrollment	Projected Graduates
2024 - 2025	5	4
2025 - 2026	7	6
2026 - 2027	9	8
2027 - 2028	11	10
2028 - 2029	13	12

Program Curriculum

Certificate of Proficiency in Energy Management

<i>ENGR 1003</i>	<i>Intro to Energy Management</i>
<i>ENGR 1124</i>	<i>Energy Modeling</i>
<i>ENGR 1123</i>	<i>HVAC-R Systems</i>
<i>ENGR 1103</i>	<i>Building Science Fundamentals</i>

TECH 1013 Tech Math
TECH 1021 Industrial Safety
Italics = New Courses

Technical Certificate in Energy Management

ENGR 1003 Intro to Energy Management
ENGR 1124 Energy Modeling
ENGR 1123 HVAC-R Systems
ENGR 1103 Building Science Fundamentals
ENGR 2104 Building Envelop Analysis
ENGR 2204 Renewable Energies and Sustainability
ENGR 2223 High Performance Building Design
DVSC 2213 Data Analytics
HVAC 2202 Residential and Commercial Load Calculations
TECH 1013 Tech Math
TECH 1021 Industrial Safety
TECH 1102 Tech Communication
Italics = New Courses

**ASSOCIATE OF SCIENCE IN DATA SCIENCE – DATA ANALYTICS
ARKANSAS STATE UNIVERSITY NEWPORT**

The following resolution is presented to the Arkansas Higher Education Coordinating Board for consideration:

RESOLVED, That the Arkansas Higher Education Coordinating Board approves the offering of the Associate of Science in Data Science – Data Analytics (CIP 30.7001) at the Arkansas State University Newport, effective Spring 2025.

FURTHER RESOLVED, That the Coordinating Board instructs the Commissioner of the Arkansas Division of Higher Education to inform the Chancellor of Arkansas State University Newport and the Chair of the Board of Trustees of the Arkansas State University System of the approval.

ASSOCIATE OF SCIENCE IN DATA SCIENCE – DATA ANALYTICS ARKANSAS STATE UNIVERSITY NEWPORT

The administration of Arkansas State University Newport (ASUN) and Board of Trustees of the Arkansas State University System request approval to offer the Associate of Science in Data Science – Data Analytics, effective Spring 2025.

ASUN is accredited by the Higher Learning Commission and the proposed program is within the role and scope established for the institution. The Arkansas State University System Board of Trustees approved the program on March 14, 2024.

Program Description

The proposed, fully online Associate of Science in Data Science – Data Analytics will equip students with the skills needed to navigate artificial intelligence, automation, and the rapid pace of technological advancement in order to make timely, data-driven decisions and improve business processes and outcomes, develop new products, and make strategic marketing decisions. This high wage, high-demand employment sector provides students with a positive outlook for employment prospects, internship and apprenticeship opportunities, and overall long-term program viability.

By joining the DART Data Science Ecosystem/Consortium, guided by the University of Arkansas Fayetteville (UAF), ASUN has full access to curriculum, resources, professional development, and training available under the umbrella of the consortium. The proposed program's curriculum consists of 68 credit hours and allows students to also earn a Certificate of General Education as they progress through the program. Upon approval of the proposed program, ASUN will sign a 2+2 agreement with the UAF and has had a verbal commitment for a 2+2 agreement with both Arkansas State University and Lyon College.

One faculty member will be hired to teach the program initially. As the program grows, additional faculty and adjunct faculty may be added in the future. Existing facilities, resources, and equipment will be utilized.

Program Need

Currently, there are 31 data scientists employed in the region and 1,088 data scientists employed statewide. With a 5-year annual growth rate average of 8.4% regionally and a statewide rate of 11.1%, the job future is promising for data scientists. Many data science positions have the capability of being performed remotely, which further expands the job market and opportunities within the region. The U.S. Bureau of Labor Statistics predicts employment in computer and information research scientists, in which Data Science resides, to increase 35% by 2032. The average annual wage of a data scientist in the region is \$82,400 and \$84,500 statewide.

ASUN first became aware of this need through conversations with a local employer. LifePlus approached ASUN about adding a data science program to meet local needs for employees with data analysis and programming capabilities.

Program Expenditures and Funding

One full-time, Masters-level faculty member will be hired for program implementation and will serve as lead instructor in the program. A \$50,000 salary and \$23,766 benefit package are anticipated. No other administrative costs will be incurred. Existing resources, instructional equipment, facilities, and distance education capabilities will be utilized by the proposed program.

Funding for the proposed program will come from student tuition and fees and the reallocation of funds from the discontinuation of the AAS in Business Technology program.

Program Duplication

Currently, the University of Arkansas Monticello and North Arkansas College have Associate of Science programs in Data Science. Northwest Arkansas Community College currently offers a Data Science option under their Associate of Science in Liberal Arts and Sciences.

Arkansas State University offers a Certificate of Proficiency, a Bachelor of Science, and a Graduate Certificate in Data Science. ASUN's potential 2+2 agreement with Arkansas State University would complement ASU's offering in this field.

Program Learning Outcomes

Upon successful completion, a student will be able to:

1. Design, implement, and evaluate a data driven solution to meet a given set of stakeholder requirements in the context of the program's discipline involving the collection, representation, manipulation, storage, governance, security, modeling (descriptive, predictive, and prescriptive), and visualization of data.
2. Analyze a real-world problem facing industry, government, or society and apply principles of data science and other relevant disciplines to identify solutions.
3. Recognize professional responsibilities and make informed judgments in data science practice based on legal and ethical principles.
4. Apply critical thinking, problem identification, problem solving skills, theory, techniques, and tools throughout the data analysis lifecycle and employ the resulting knowledge to satisfy stakeholders' needs.
5. Function effectively as an entry-level member or participant on a multidisciplinary team engaged in activities appropriate to the program's discipline.

6. Communicate effectively (in written, verbal, technical, visual, and non-technical forms) in a variety of professional contexts and assist decision makers with the interpretation and implications of conclusions supported by data.

Program Enrollment and Graduation Projections

Academic Year	Projected Enrollment	Projected Graduates
2024 - 2025	20	
2025 - 2026	20	15
2026 - 2027	22	16
2027 - 2028	25	17
2028 - 2029	30	18

Program Curriculum

General Education – 42 credit hours

ENG 1003 Composition I

ENG 1013 Composition II

Lab Science Electives (8 credit hours)

MATH 1203 College Algebra

MATH 1054 Pre-Calculus Mathematics

MATH 2204 Calculus I

MATH 2214 Calculus II

SPCH 1203 Oral Communication

UNIV 1001 College and Life Skills

Choose one of the following:

ART 2503 Fine Arts Visual

MUS 2503 Fine Arts Musical

THEA 2503 Fine Arts Theatre

Choose one of the following:

HIST 2753 U.S. History to 1876

HIST 2773 U.S. History since 1876

POSC 2013 Introduction to American Government

Choose one of the following:

PSYC 2013 Introduction to Psychology

SOC 2213 Introduction to Sociology

DASC 2133 Data Privacy and Ethics

Data Science – 26 credit hours

DASC 1003 Introduction to Data Science

DASC 1104 Programming Languages for Data Science (R, Python)

DASC 1204 Intro to Object Oriented Programming for Data Science (JAVA)

DASC 2104 Data Structures and Algorithms

DASC 2113 Principles and Techniques of Data Science

DASC 2213 Data Visualization and Communication (Tableau)

DASC 2203 Data Management and Database

DASC 2223 Internship in Data Science OR
DASC 2225 Special Projects in Data Science
Italics = New Courses

**ASSOCIATE OF SCIENCE IN DATA SCIENCE
SOUTHERN ARKANSAS UNIVERSITY TECH**

The following resolution is presented to the Arkansas Higher Education Coordinating Board for consideration:

RESOLVED, That the Arkansas Higher Education Coordinating Board approves the offering of the Associate of Science in Data Science (CIP 30.7001) at Southern Arkansas University Tech, effective Fall 2024.

FURTHER RESOLVED, That the Coordinating Board instructs the Commissioner of the Arkansas Division of Higher Education to inform the Chancellor of Southern Arkansas University Tech and the Chair of the Board of Trustees of the Southern Arkansas University System of the approval.

ASSOCIATE OF SCIENCE IN DATA SCIENCE SOUTHERN ARKANSAS UNIVERSITY TECH

The administration of Southern Arkansas University Tech (SAUT) and the Board of Trustees of the Southern Arkansas University System request approval to offer the Associate of Science in Data Science – Data Analytics, effective Fall 2024.

SAUT is accredited by the Higher Learning Commission and the proposed program is within the role and scope established for the institution. The Arkansas State University System Board of Trustees approved the program on March 14, 2024.

Program Description

The proposed, 62 credit-hour Associate of Science in Data Science program will prepare students with the necessary skills to identify, clean, transform, model, and present data to identify relationships, inform conclusions, and support decision making. The program will provide students with a comprehensive understanding of data science principles, tools, and techniques, equipping them with the skills necessary for a career in data analysis, data management, and related fields. The program will emphasize practical experience and interdisciplinary applications to prepare students for both immediate entry into the workforce and transfer to four-year institutions.

By joining the DART Data Science Ecosystem/Consortium, guided by the University of Arkansas Fayetteville (UAF), SAUT has full access to curriculum, resources, professional development, and training available under the umbrella of the consortium. The proposed program is designed to transfer seamlessly into UAF's Bachelor of Science in Data Science.

Program Need

Data science is experiencing rapid growth nationally and the demand for data science professionals is projected to continue growing as businesses increasingly rely on data to drive decision-making and innovation. According to various labor market reports and forecasts, data science jobs are among the fastest-growing roles in the technology sector, with significant expansion expected over the next decade.

Data Science education is crucial for South Arkansas due to its potential to drive economic development, enhance workforce skills, support local industries, and create job opportunities. By providing accessible, relevant training, the region can address skill gaps, attract businesses, and foster technological advancement. This investment in education not only supports individual career growth but also contributes to the broader economic and social development of South Arkansas.

Program Expenditures and Funding

There are no anticipated expenditures for the proposed program. Existing faculty, resources, equipment, facilities, and administrative support will be utilized.

Funding for the proposed program will come from student tuition and fees. No other sources of funding, such as grants or the reallocation of funds, will be used to support the offering of the proposed program.

Program Duplication

The University of Arkansas Monticello and North Arkansas College currently offer Associate of Science programs in Data Science. Northwest Arkansas Community College currently offers a Data Science option under their Associate of Science in Liberal Arts and Sciences.

Program Learning Outcomes

Upon successful completion, a student will:

1. Develop relative programming abilities.
2. Demonstrate proficiency with statistical analysis of data.
3. Develop the ability to build and assess data-based models.
4. Execute statistical analyses with professional statistical software.
5. Demonstrate skills in data management.

Program Enrollment and Graduation Projections

Academic Year	Projected Enrollment	Projected Graduates
2024 - 2025	4	
2025 - 2026	6	3
2026 - 2027	9	5
2027 - 2028	11	9
2028 - 2029	12	10

Program Curriculum

General Education – 26 credit hours

- ENGL 1113 Composition I
- ENGL 1123 Composition II
- BIOL 1004 The Biological Sciences
- CHEM 1114 General Chemistry

Choose 6 credit hours from ECON, GEOG, HIST, PSCI, PSYC, or SOC prefixes

Choose one of the following:

- HIST 2013 U.S. History I OR
- HIST 2023 U.S. History II OR
- PSCI 2003 American National Government

Choose 3 credit hours from the following:

SPCH 1003 Principles of Speech OR
ART 2013 Art Appreciation OR
MUS 2013 Music Appreciation OR
ECON, GEOG, HIST, PSCI, PSYC, or SOC prefixes

Core Courses – 18 credit hours

CPSC 1004 Programming I
CPSC 1014 Programming II
MATH 1525 Calculus I
MATH 2015 Calculus II

Major Courses – 18 credit hours

DASC 1003 Introduction to Data Science
DASC 1223 Intermediate Data Science
DASC 2113 Principles and Techniques of Data Science
DASC 2213 Data Visualization and Communications
DASC 2203 Database Management Systems
DASC 2133 Data Privacy and Ethics

Italics = New Courses

**DOCTOR OF PHILOSOPHY
IN ENVIRONMENTAL HEALTH SCIENCES
UNIVERSITY OF ARKANSAS FOR MEDICAL SCIENCES**

The following resolution is presented to the Arkansas Higher Education Coordinating Board for consideration:

RESOLVED, That the Arkansas Higher Education Coordinating Board approves the offering of the Doctor of Philosophy in Environmental Health Sciences (CIP 51.2202) at the University of Arkansas for Medical Sciences, effective Spring 2025.

FURTHER RESOLVED, That the Coordinating Board instructs the Commissioner of the Arkansas Division of Higher Education to inform the Chancellor of the University of Arkansas for Medical Sciences and the Chair of the Board of Trustees of the University of Arkansas System of the approval.

**DOCTOR OF PHILOSOPHY
IN ENVIRONMENTAL HEALTH SCIENCES
UNIVERSITY OF ARKANSAS FOR MEDICAL SCIENCES**

The administration of the University of Arkansas for Medical Sciences (UAMS) and Board of Trustees of the University of Arkansas System request approval to offer the Doctor of Philosophy in Environmental Health Sciences, effective Spring 2025.

UAMS is accredited by the Higher Learning Commission and the proposed program is within the role and scope established for the institution. The University of Arkansas System Board of Trustees approved the program on September 11-12, 2024.

Program Description

The proposed Doctor of Philosophy in Environmental Health Sciences will offer students advanced study in the field of environmental health science, or the study of how chemical, physical, and biological exposures cause adverse effects on individuals, communities, and the environment. The program will take a multidisciplinary approach to provide students with an advanced understanding of the impact of the environment on human health, how humans interact with the environment, and the importance of improving and maintaining healthy environments in communities and workplaces.

The proposed program will be comprised of 75 graduate credit hours, a candidacy exam, and a dissertation. The competency-based curriculum will emphasize exposure assessment of single or geospatial sources and lifestyle factors, pharmaceutical-induced toxicity, public health microbiology, and food safety. Students will gain experience conducting research in the field of environmental health science, drawing meaningful interpretations from the results, and publishing their research findings.

The proposed program will be offered at no cost to the student. Existing faculty, facilities, equipment, and resources will be utilized in the offering of the program.

Program Need

Environmental science is a key part of any comprehensive public health system. Constant population growth with increased urbanization and an endless need for natural resources have led to significant changes to local, national, and global environments. For responsible and sustainable development, it is essential to understand the potential adverse effects of modern society on the well-being of all Arkansans and their environment. To address these challenges, the proposed Ph.D. in Environmental Health Sciences will train the next generation of scientists with the skills needed to successfully investigate the impact of the environment on human health. Currently, there is no doctoral program in environmental health sciences in Arkansas. Therefore, Arkansas businesses and public employers must attract employees with doctoral degrees from out of state.

Labor market information provided by ADHE forecasts for the next 10 years a steady need of 30+ trained environmental specialists per year. The current average annual salary for an environmental specialist is \$71,600, which is 1.8 times higher than the mean salary in Arkansas. Salaries are expected to increase annually by 2% to an average of \$77,500 by 2030.

Program Expenditures and Funding

No additional costs are anticipated for the offering of the proposed program. All of the courses required for this program are currently being taught in the College of Public Health or the College of Medicine. Administrative costs for the program will be nominal. The proposed program will utilize existing facilities and equipment, including classroom space, computer equipment, and computing and storage servers.

For administrative purposes, the student/program/mentor teams will be required to cover tuition and student fees. In practice, the program will provide funds for the first 2 years for tuition, fees, and the student stipend. After the student has chosen a primary advisor, the advisor will provide funds for the student's stipend and tuition and fees from extramural funds for the duration of the time needed to complete all degree requirements.

Program Duplication

There are no other active programs similar to the proposed program in the state of Arkansas.

Program Learning Outcomes

Upon successful completion, a student will be able to:

1. Select and defend risk mitigation strategies in a specific scenario
2. Critique research in environmental health or related disciplines
3. Select and defend methods selection in environmental exposure studies
4. Synthesize and communicate scientific results
5. Formulate a hypothesis and testable aims to address an environmental health-related issue

Program Enrollment and Graduation Projections

Academic Year	Projected Enrollment	Projected Graduates
2024 - 2025	2	
2025 - 2026	4	
2026 - 2027	6	
2027 - 2028	4-6	1-2
2028 - 2029	5-7	2-4

Program CurriculumCore Courses – 14 credit hours

PBHL 50033	Introduction to Public Health
ENVH 51103	Environmental Health Sciences
ENVH 62103	Applied Knowledge in Environmental Health
ENVH 63003	Principles of Toxicology for Public Health
ENVH 63001	Environmental Health Sciences Seminar (2 credit hours)

Fundamental Biological Sciences – 9 credit hours

NBDS 51033	Cell Biology
PHYO 51093	Gene Expression
BIOC 51033	Biochemistry and Molecular Biology

Scientific Communication – 9 credit hours

PCOL 51171	Scientific Communication and Ethics I
PCOL 51191	Scientific Communication and Ethics II
HBHE 64363	Communication for Public Health Leaders
PBHL 64373	Grantsmanship and the Peer Review Process
IBSD 5110V	Seminar (1 credit hour)

Research Methodology – 10 credit hours

PBHL 64381	Fundamentals of Research
BIOS 50133	Biostatistics I
BIOS 62133	Biostatistics II
ENVH 64103	Geographic Information Systems in Public Health

Electives – 3 credit hours, choose one of the following:

EPID 51103	Epidemiology I
EPID 63243	Genomic/Genetic Epidemiology
EPID 63353	Molecular Epidemiology
ENVH 53103	Climate Change and Public Health
ENVH 54003	Public Health Microbiology

Pre-candidacy Research – 12 credit hours

ENVH 6601V	Environmental Health Science Research
------------	---------------------------------------

Dissertation Research – 18 credit hours

PBHL 6999V	Dissertation Research
------------	-----------------------

ROLE AND SCOPE CHANGE UNIVERSITY OF ARKANSAS MONTICELLO

Role and Scope Review Process

Arkansas Higher Education Coordinating Board (AHECB) policy outlines the process institutions must follow in order to request a change in the degree level approved by the AHECB, and the process to be followed during the review and consideration of that request. The process for AHECB consideration and action was amended by the Coordinating Board at its meeting on April 25, 2014.

Role and Scope Change Review

The University of Arkansas at Monticello (UAM) proposes a change to its role and scope to include the offering of doctoral programs with the Doctor of Philosophy in Forest Resources as its inaugural program. UAM is uniquely positioned to offer this degree as the only four-year institution in Arkansas with a Forestry program. UAM's program offerings currently include degrees in Forestry at the Associate, Bachelor, and Master levels.

Program Description

The proposed Doctor of Philosophy in Forest Resources will increase the state's forestry and natural resources scientific workforce, and importantly, do so through applied, in-depth education and research on Arkansas forestry and natural resource issues. Given that Arkansas has never offered a Ph.D. in forest resources, it has been entirely reliant on doctoral programs of other states. This doctoral program will be offered by UAM's College of Forestry, Agriculture, and Natural Resources (CFANR). The CFANR also houses the Arkansas Forest Resources Center of the University of Arkansas System Division of Agriculture which provides funding for research that bolsters the ability of the CFANR to deliver the program.

The proposed Ph.D. in Forest Resources will require 72 post-baccalaureate credit hours, of which a minimum of 48 hours will be coursework and up to 24 hours of credit for research/dissertation preparation and defense. Additionally, the degree requirements include the completion of an entrance seminar, comprehensive exams, a dissertation, one semester of instruction of a lower-level undergraduate course or lab, and a dissertation defense. Over the first five years, UAM expects to enroll at least fourteen students into the proposed doctoral program.

Existing resources, facilities, research equipment, and funding will be used to support the offering of this proposed doctoral program. No new faculty will be required as the CFANR has 20 faculty members with diverse expertise in forestry, wildlife ecology, ecology, economics, and biometrics to deliver this program.

Program Need

For the past several decades, forests and the forest industry have contributed substantially to the economic well-being of rural Arkansas and have had a significant cultural influence. Arkansas is the second most timber dependent economy among states in the U.S. and the most timber dependent economy in the southern United States. Arkansas has been completely reliant on Ph.D. programs in forest resources from other states to supply its forestry and natural resources scientific workforce.

UAM has become increasingly aware of this need and demand through direct contacts from the forestry industry and the institution's supporters in the Forestry Caucus of the Arkansas state legislature. The institution has also become aware through its increasing challenges in filling positions requiring a Ph.D. in forest resources for its own program, and frequent contacts from peer universities and agencies at the federal and state seeking graduates of Ph.D. in Forest Resources programs.

Labor market information provided by ADHE indicated that forestry and conservation post-secondary teaching positions, research and development careers in life sciences, and professional scientific technical services as career paths associated with graduates with a Doctor of Philosophy in Forest Resources. Each of these career paths are anticipated to have approximately 1% annual job growth at the state and national levels over the next 10 years. Average salaries range from \$76,000 to \$82,000. This salary range is 12-19% higher than the national salary average and 46-58% higher than the Arkansas salary average, according to the 2023 Arkansas Labor Market and Economic Report.

Program Expenditure and Funding

No new costs are associated with the offering of the proposed program. Administrative, instructional, and faculty resources used to deliver current programs in natural resources management, forestry, agriculture, and wildlife management are adequate for delivery of the proposed program.

Tuition and fees from students will be the key source of funding for the program. Additionally, UAM has received a \$16.8 million appropriation from the Arkansas legislature for the construction of the Arkansas Forest Health Research Center, under the CFANR and the Arkansas Forest Resources Center of the U of A System Division of Agriculture. The CFANR/Arkansas Forest Resources Center has also recently joined the Southeast Climate Adaptation Science Center, a consortium of universities of the Southeast U.S. that receives recurring funding from U.S. Geologic Survey for forestry and wildlife research and outreach responding to climate trends. This membership enhances the unit's funding opportunities for Ph.D. assistantships in service of this program.

Program Duplication

There are no other active programs similar to the proposed program in the state of Arkansas.

Program Learning Outcomes

Upon completion, a graduate should:

1. Have an advanced understanding of principles relating to forest sciences, natural resource management, spatial sciences, or wildlife ecology and management.
2. Have an advanced understanding of natural resource issues and topics pertinent to an individual’s program of study and career goals and be able to apply this knowledge in the decision-making process.
3. Be able to apply the scientific method in designing, implementing, analyzing, interpreting and integrating studies related to forest resource management problems and issues.
4. Be able to communicate effectively using written and oral communication skills in technical and non-technical settings.
5. Have excellent decision-making and critical thinking skills.

Program Enrollment and Graduation Projections

Academic Year	Projected Enrollment	Projected Graduates
2025 - 2026	2	
2026 - 2027	5	
2027 - 2028	7	
2028 - 2029	11	2
2029 - 2030	13	5

Program Curriculum

Required Courses – 9 credit hours

- NREM 51003 Research Methods in Natural Resources
- NREM 51103 Applied Predictive Statistics
- NREM 51203 Applied Comparative Statistics

Electives Courses – 39 credit hours from the following

- NREM 5020V Special Topics (variable credit)
- NREM 50303 Applications in Recreational Farm Management
- NREM 51303 Decision Making in Natural Resources Management
- NREM 51403 Recreational Land & Lodge Management
- NREM 52003 Social Aspects of Natural Resource Management
- NREM 52203 Natural Resources Ecology
- NREM 52403 Wetlands Ecology and Management
- NREM 52903 Contemporary Issues in Natural Resource Conservation
- NREM 5790V Research and Thesis (variable credit)
- NREM 5890V Independent Study in Natural Resources (variable credit)
- NREM 51603 Advanced GIS
- NREM 51003 Forest Finance
- NREM 52003 Forest Operations and Supply Chain Management
- NREM 50603 Forest Appraisals
- NREM 54003 Leadership in a Forest Business

NREM 5980V	Independent Study in Forest Business
NREM 53003	Forest Products Marketing
NREM 55003	Life Cycle Assessment of Forest Products
<i>NREM 5XXX3</i>	<i>Forest Economics and Modeling</i>
<i>NREM 5XXX3</i>	<i>Forest Business and Human Resources</i>
<i>NREM 5XXX3</i>	<i>Forest Taxes</i>
<i>NREM 5XXX3</i>	<i>Forest Business Legal Issues</i>
<i>NREM 5XXX3</i>	<i>Forest Operations Research</i>
<i>NREM 5XXX3</i>	<i>Data Analysis for Forest Business</i>
<i>NREM 5XXX4</i>	<i>Advanced Silviculture</i>
<i>NREM 5XXX3</i>	<i>Forest Ecology and Tree Ecophysiology</i>
<i>NREM 5XXX3</i>	<i>Advanced Forest Management</i>
BIOL 50134	Waterfowl Ecology
BIOL 50234	Herpetology for Graduate Students
BIOL 51434	Mammalogy for Graduate Students
BIOL 53434	Ornithology
SPCH 50003	Advanced Argumentation & Debate
SPCH 51103	Professional Behavior
STAN 52103	Critical & Textual Research Methods
STAN 53803	Research Methods for Forensics
STAN 54103	Qualitative Research Methods
STAN 54203	Quantitative Research Methods
COMM 5905V	Special Topics (variable credit)
COMM 5995V	Independent Study (variable credit)

Additional Requirements

Completion of the following:

1. Entrance Seminar
2. Instruction of a lab or course for undergraduate course for one semester
3. Comprehensive written and oral candidacy exams
4. Dissertation
5. Dissertation defense and exit seminar

Italics = New Courses

**ARKANSAS PUBLIC INSTITUTIONS
LETTERS OF NOTIFICATION**

The Commissioner of the Arkansas Division of Higher Education (ADHE) has approved the following program requests since the July 2024 AHECB meeting. According to AHECB policy, program actions approved by the ADHE Commissioner must be included on the AHECB meeting agenda prior to initiation and may require further review by the Coordinating Board.

Arkansas Northeastern College – Pages 3-4

New Certificate
Program Reactivation

Arkansas State University Mid-South – Page 4

Curriculum Revision

Arkansas State University Newport – Pages 4-5

Curriculum Revision
Program Reconfiguration

Arkansas State University Three Rivers – Pages 5-6

Program Deletion
Program Inactivation

Arkansas Tech University – Page 6

Existing Program Offered by Distance Education

Arkansas Tech University Ozark – Page 6

New Certificate

Black River Technical College – Page 6

New Certificate

Northwest Arkansas Community College – Pages 6-7

CIP Change of Existing Program, Title Change of Existing Program
Curriculum Revision
New Certificate
New Option, Concentration, Emphasis, or Minor

Southern Arkansas University Tech – Pages 7-11

CIP Change of Existing Program, Title Change of Existing Program, Existing Program
Offered by Distance Education
Curriculum Revision
Curriculum Revision, Existing Program Offered by Distance Education

Curriculum Revision, CIP Change of Existing Program, Title Change of Existing Program, Existing Program Offered by Distance Technology
Program Reconfiguration
Title Change of Existing Program, Existing Program Offered by Distance Education

University of Arkansas Community College Rich Mountain – Pages 11-12
Program Reconfiguration

University of Arkansas Fayetteville – Page 13
Deletion of Instruction, Research, or Service Center

University of Arkansas for Medical Sciences – Pages 13-18
Curriculum Revision
Program Deletion
Program Inactivation
Title Change of Existing Program

University of Arkansas Fort Smith – Page 18
Curriculum Revision

University of Arkansas Monticello – Pages 19-21
Curriculum Revision
Existing Program Offered at Off-Campus Location
New Option, Concentration, Emphasis, or Minor
Program Deletion
Program Reconfiguration

University of Arkansas Pulaski Technical College – Pages 21-22
Curriculum Revision

University of Central Arkansas – Pages 22-23
Articulation Agreement
Program Deletion
Program Reconfiguration

LETTER OF NOTIFICATION DESCRIPTIONS

Arkansas Northeastern College

New Certificate

Certificate of Proficiency in Steel Industry Technology (CIP 15.0611; DC 1076; 15 credit hours; 50% online; Spring 2025)

CE	11003	Workplace Essentials
EL	15003	Basic Electricity I
ES	15003	Industrial Safety Administration
IS	15063	Basic Metallurgy
ME	15023	Mechanical Drives and Bearings

Technical Certificate in Steel Industry Technology (CIP 15.0611; DC 4265; 30 credit hours; 60% online; Spring 2025)

CE	11003	Workplace Essentials
EL	15003	Basic Electricity I
ES	15003	Industrial Safety Administration
IS	15063	Basic Metallurgy
ME	15023	Mechanical Drives and Bearings
EL	15013	Basic Electricity II
EL	25013	Industrial Motor Controls
ME	15033	Maintenance Welding
ME	15013	Basic Hydraulics/Pneumatics
MG	21003	Principles of Supervision

Technical Certificate in Industrial Electrical Technology (CIP 47.0105; DC 4625; 36 credit hours; 60% online; Spring 2025)

EL	15003	Basic Electricity I
ES	25013	Industrial Motor Controls I
EL	15013	Basic Electricity II
EL	25023	Industrial Motor Controls II
EL	25043	Introduction to Electronics
EL	15023	Applied Electricity and Electronics
EL	25003	AC/DC Machines
EL	25033	Programmable Logic Controllers
EL	25053	Introduction to Digital Electronics
EL	25063	Advanced Programmable Logic Controllers
EL	25073	Instrumentation and Control Systems
EL	25083	AC Variable Speed Drives

Program Reactivation

Associate of Applied Science in Paramedic (CIP 51.0904; DC 0470; 60 credit hours; Spring 2025)

Technical Certificate in Paramedic (CIP 51.0904; DC 4520; 44 credit hours; Spring 2025)

Arkansas State University Mid-South

Curriculum Revision

Associate of Applied Science in Information System Technology (CIP 11.0101; DC 0355; 62 credit hours; 52% online) changed to Associate of Applied Science in Information System Technology (CIP 11.0101; DC 0355; 62 credit hours; 52% online; Fall 2024)

Deleted Courses

ISTC 1043 A+ Certification Prep

Added Courses

ISTC 2133 Database Security

Certificate of Proficiency in Microcomputer Upgrade and Repair (CIP 47.0104; DC 4775; 15 credit hours) changed to Certificate of Proficiency in Microcomputer Upgrade and Repair (CIP 47.0104; DC 4775; 15 credit hours; Fall 2024)

Deleted Courses

ISTC 1043 A+ Certification Prep

Added Courses

ISTC 2613 System Fundamentals

Arkansas State University Newport

Curriculum Revision

Certificate of Proficiency in Industrial Maintenance Electrical (CIP 47.0303; DC 1474; 9 credit hours) changed to Certificate of Proficiency in Industrial Maintenance Electrical (CIP 47.0303; DC 1474; 15 credit hours; Fall 2024 (11/1/2024))

Deleted Courses

ADVM1123 Materials, Measurements, & Safety

TECH 1023 Industrial Mechanical Maintenance

TECH 1053 Basic Electrical Schematics & Motor Controls

Added Courses

TECH 1153 Industrial Electricity I

TECH 1253 Industrial Electricity II

TECH 1183 Industrial Motor Controls I

TECH 2183 Industrial Motor Controls II

TECH 1173 Programmable Logic Controllers I

Program Reconfiguration

Technical Certificate in Practical Nursing (CIP 51.3901; DC 4795; 59 credit hours; 15% online) reconfigured to create the Technical Certificate in Practical Nursing – High School Program (CIP 51.3901; DC 2235; 59 credit hours; 15% online; Spring 2025)

Choose one of the following options:

Option 1: BIOL 1404 Body Structure and Function

Option 2: BIOL 2403/2401 Human Anatomy and Physiology I (Flex I) and Lab

 BIOL 2403/2401 Human Anatomy and Physiology II (Flex II) and Lab

BIOL 2013	Introduction to Nutrition
ENG 1003	Composition I
MATH 1213	Math for Health Professions
<i>PN 1212</i>	<i>Nursing Process I</i>
<i>PN 1401</i>	<i>Nursing Practicum I</i>
<i>PN 2212</i>	<i>Nursing Process II</i>
<i>PN 2201</i>	<i>Nursing Practicum II</i>
<i>PN 2102</i>	<i>Nursing Process III</i>
<i>PN 2401</i>	<i>Nursing Practicum III</i>
<i>PN 2407</i>	<i>Nursing Practicum IV</i>

Italics = New Courses

Arkansas State University Three Rivers

Program Deletion

Technical Certificate in Cosmetology Instructor (CIP 12.0413; DC 2120; *blank* credit hours; Fall 2024 (10/25/2024))

Technical Certificate in Cosmetology (CIP 12.0401; DC 4420; *blank* credit hours; Fall 2024 (10/25/2024))

Certificate of Proficiency in Electrical Apprenticeship (CIP 46.0302; DC 4595; 9 credit hours; Fall 2024 (10/25/2024))

Certificate of Proficiency in Electrical Apprenticeship (CIP 46.0302; DC 4596; 9 credit hours; Fall 2024 (10/25/2024))

Certificate of Proficiency in Hair Care (CIP 12.0401; DC 3420; *blank* credit hours; Fall 2024 (10/25/2024))

Certificate of Proficiency in Microsoft Professional (CIP 11.0101; DC 0286; *blank* credit hours; Fall 2024 (10/25/2024))

Certificate of Proficiency in Nail & Skin Care (CIP 12.0401; DC 3425; *blank* credit hours; Fall 2024 (10/25/2024))

Program Inactivation

Certificate of Proficiency in Criminal Correction Specialist (CIP 43.0199; DC 1430; *blank* credit hours; Fall 2024 (10/25/2024))

Technical Certificate in Criminal Correction Specialist (CIP 43.0199; DC 2430; *blank* credit hours; Fall 2024 (10/25/2024))

Associate of Applied Science in Early Childhood Education (CIP 13.1210; DC 0437; *blank* credit hours; Spring 2025 (1/1/2025))

Technical Certificate in Early Childhood Education (CIP 13.1210; DC 4497; 30 credit hours; 100% online; Spring 2025 (1/1/2025))

Certificate of Proficiency in Early Childhood Education (CIP 13.1210; DC 4919; *blank* credit hours; 100% online; Spring 2025 (1/1/2025))

Certificate of Proficiency in Truck Driver Training (CIP 49.0205; DC 0156; 7 credit hours; Fall 2024 (10/25/2024))

Arkansas Tech University

Existing Program Offered by Distance Education

Master of Science in Higher Education & Student Affairs (CIP 13.0406; DC 5615; 36 credit hours; 100% online; Fall 2024 (8/21/2024))

Arkansas Tech University Ozark

New Certificate

Certificate of Proficiency in Fundamentals in Project Management (CIP 52.0211; DC 1336; 12 credit hours; 100% online; Spring 2025)

- BST 1043 Professional Communication
- BST 2023 Organizational Leadership
- BST 2443 Introduction to Project Management
- BST 2543 Workplace Behavior and Ethics

Black River Technical College

New Certificate

Certificate of Proficiency in Fiber Optic Technician (CIP 14.1004; DC 1306; 12 credit hours; Spring 2025 (1/13/2025))

- CIS 1023 Network Cable Fundamentals
- CIS 1123 Fiber Optics – Testing
- CIS 1223 Fiber Optics – Splicing
- CIS 1323 Fiber Optics – Fiber to the Home (FTTH)

Northwest Arkansas Community College

CIP Change of Existing Program, Title Change of Existing Program

Associate of Applied Science in Electronics Technology (CIP 15.0303; DC 0460; 60 credit hours) changed to Associate of Applied Science in Electronics Technology and Automation (CIP 15.0406; DC 0460; 60 credit hours; Fall 2024)

Curriculum Revision

Associate of Science in Liberal Arts & Sciences (CIP 24.0101; DC 1090; 60 credit hours; 50% online) changed to Associate of Science in Liberal Arts & Sciences (CIP 24.0101; DC 1090; 60 credit hours; 50% online; Fall 2025 (8/1/2025))

Added Courses

- ENGL 1033 Technical Writing (optional)

COMM 1323 Communication for Workforce (optional)
 PHSC 1073 Survey of Meteorology (optional)
 Addition of DASC prefix to options for Science & Math Directed Electives

New Certificate

Certificate of Proficiency in Technical Communication (CIP 09.0101; DC 1566; 9 credit hours; Fall 2025 (8/14/2025))

ENGL 1013 Composition I
 ENGL 1033 Technical Composition II
 COMM 1323 Communication for Workforce

New Option, Concentration, Emphasis, or Minor

Associate of Applied Science in Electronics Technology and Automation: Automation option (CIP 15.0406; DC 0460; 60 credit hours; Fall 2024)

General Education – 15 credit hours

ENGL 1013 English Composition I
 CISQ 1103 Intro to Computer Info Systems
 XXXX XXX3 Social/Behavioral Science Elective

Choose one of the following:

ENGL 1023 English Composition II OR
 ENGL 1033 Technical Composition II

Choose one of the following:

MATH 1003 Survey of Technical Math OR
 MATH 1203 College Algebra OR
 MATH 1203R College Algebra w/Review

Automation Courses – 45 credit hours

WFEL 1213 Introduction to Electronics Technology
 WFEL 1203 Electrical Skill I
 WFEL 1223 Electrical Circuits and Components
 WFEL 1233 Solid State
 OSHA 2003 Introduction to Occupational Health & Safety
 WFEL 1403 Electrical Skills II
 WFRB 1213 Digital Fundamentals
 WFRB 1223 Programing Logic/Fundamentals
 WFRB 1203 Introduction to Robotics
 WFRB 1403 Robot Programming II
 WFRB 1503 Robot Studio Programming
 WFRB 1603 PLC Applications
 WFRB 1703 Advanced Electronic Circuits
 WFRB 1803 Communication Systems
 WFRB 1903 Motion Control Systems & Devices
 MATH 1213 Plane Trigonometry
 MGMT 1003 Introduction to Business

Southern Arkansas University Tech**CIP Change of Existing Program, Title Change of Existing Program, Existing Program Offered by Distance Education**

Associate of Applied Science in Multimedia Technology (CIP 11.0801; DC 0314; 60 credit hours) changed to Associate of Applied Science in Creative Media Production (CIP 50.0401; DC 0314; 60 credit hours; 25% online; Fall 2024)

Curriculum Revision

Associate of Applied Science in Creative Media Production: Graphics Technology emphasis (CIP 50.0401; DC 0314; 60 credit hours; 25% online) changed to Associate of Applied Science in Creative Media Production: Graphics Technology emphasis (CIP 50.0401; DC 0314; 60 credit hours; 25% online; Fall 2024)

Deleted Courses

CE	2403	Internship
CO	2213	Technical Writing
MM	1133	Digital Image Making
MM	2403	Marketing & Advertising
MM	2613	After Effects
MM	1223	Drawing
MM	2443	Publication Design
MM	2623	Web Design
MM	1113	Digital Illustration

Added Courses

ENGL	1123	Composition II
MM	1093	Screenwriting (FILM 2003 Creative Writing for Media)
Choose three (3) hours from these:		
CJ	1003	Introduction to Criminal Justice OR from ECON, GEOG, HIST, PSCI, PSYC, or SOC prefix
Choose three (3) hours from these:		
ART	2013	Art Appreciation OR
MUS	2013	Music Appreciation OR
THEA	2013	Theater Appreciation
<i>GCOM</i>	<i>1003</i>	<i>Mass Communication for Modern Society</i>
<i>GCOM</i>	<i>1213</i>	<i>Design Literacy</i>
<i>GCOM</i>	<i>2683</i>	<i>Human Centered Design</i>
<i>MDIA</i>	<i>2023</i>	<i>Media Aesthetics</i>
<i>MDIA</i>	<i>2123</i>	<i>Audio Production I</i>

Italics = New Courses

Associate of Applied Science in Cybersecurity (CIP 11.1003; DC 3335; 60 credit hours; 100% online) changed to Associate of Applied Science in Cybersecurity (CIP 11.1003; DC 3335; 61 credit hours; 100% online; Fall 2024)

Deleted Courses

MATH	1045	Pre-Calculus Math
------	------	-------------------

Added Courses

<i>CYSC</i>	<i>2143</i>	<i>Network Security</i>
-------------	-------------	-------------------------

CYSC 2333 *Introduction to Cyber Range*
Italics = New Courses

Certificate of Proficiency in Electrical & Instrumentation Technology (CIP 47.0101; DC 4629; 16 credit hours) changed to Certificate of Proficiency in Electrical & Instrumentation Technology (CIP 47.0101; DC 4629; 11 credit hours; Fall 2024)

Deleted Courses

IMEI 1014	NCEER E&I Level II
IMEI 2004	NCCER E&I Level III
IMEI 2014	NCCER E&I Level IV

Added Courses

EE 1003	Introduction to Basic Electricity
EM 2924	Programmable Logic Controller 1

Certificate of Proficiency in HVAC & Refrigeration (CIP 47.0201; DC 0805; 6* credit hours) changed to Certificate of Proficiency in HVAC & Refrigeration (CIP 47.0201; DC 0115; 10 credit hours; Fall 2024)

**Original credit-hour total listed incorrectly on Approved Programs List*

Deleted Courses

HVAC 1023	Fundamentals of Electricity
HVAC 1043	Industrial Controls & Electronic Components
HVAC 1053	Tubing and Piping

Added Courses

IMEI 1004	NCCER E&I Level I
MD 1303	Basic Welding

Curriculum Revision, Existing Program Offered by Distance Education

Associate of Applied Science in Industrial Sciences & Technology: HVAC & Refrigeration emphasis (CIP 15.0612; DC 0350; 60 credit hours) changed to Associate of Applied Science in Industrial Sciences & Technology: HVAC & Refrigeration emphasis (CIP 15.0612; DC 0350; 62 credit hours; 38% online; Fall 2024)

Deleted Courses

HVAC 1023	Fundamentals of Electricity
HVAC 2033	Heat Gain and Loss
HVAC 2053	Professional Development

Added Courses

BA 2223	Business Communications
IMEI 1004	NCCER E&I Level I
IMEI 1014	NCCER E&I Level II

Technical Certificate in Electrical & Instrumentation Technology (CIP 47.0101; DC 4511; 34 credit hours) changed to Technical Certificate in Electrical & Instrumentation Technology (CIP 47.0101; DC 4511; 30 credit hours; 35% online; Fall 2024)

Deleted Courses

EE 1323	DC/AC Circuit Analysis for Engineering
IMEI 2004	NCCER E&I Level III

IMEI 2014 NCCER E&I Level IV

Added Courses

EM 2924 Programmable Logic Controller 1
MD 1303 Basic Welding

Technical Certificate in HVAC & Refrigeration (CIP 47.0201; DC 0116; 33 credit hours) changed to Technical Certificate in HVAC & Refrigeration (CIP 47.0201; DC 0116; 25 credit hours; 25% online; Fall 2024)

Deleted Courses

HVAC 1023 Fundamentals of Electricity
HVAC 2053 Professional Development
HVAC 2023 Residential Systems
HVAC 2033 Heat Gain and Loss
HVAC 2043 Air Conditioning Service

Added Courses

IMEI 1004 NCCER E&I Level I
MD 1303 Basic Welding

Technical Certificate in Law Enforcement (CIP 43.0107; DC 0389; 22-23* credit hours) changed to Technical Certificate in Law Enforcement (CIP 43.0107; DC 0389; 19 credit hours; 100% online; Fall 2024)

**Original credit-hour total listed incorrectly on Approved Programs List*

Deleted Course

PSYC 2003 General Psychology

Curriculum Revision, CIP Change of Existing Program, Title Change of Existing Program, Existing Program Offered by Distance Technology

Technical Certificate in Multimedia Graphics Technology (CIP 11.0801; DC 0311; 30 credit hours) changed to Technical Certificate in Graphic Communication (CIP 50.0401; DC 0311; 30 credit hours; 80% online; Fall 2024)

Deleted Courses

MM 1213 Graphic Design I
MM 2513 Digital Photography
MM 1133 Digital Image Making
MM 1113 Digital Illustration
MM 1233 Graphic Design II
ART 2013 Art Appreciation
MM 1223 Drawing

Added Courses

ENGL 1123 Composition II
SPCH 1003 Principles of Speech
MIS 1003 Introduction to Computers
MM 1213 Graphic Design I (Digital Publishing GCOM 1813)

Choose three (3) hours from these:

CJ 1003 Introduction to Criminal Justice OR from ECON, GEOG, HIST, PSCI, PSYC, or SOC prefix

GCOM 1003 Mass Communication in Modern Society
GCOM 1213 Design Literacy
Italics = New Courses

Program Reconfiguration

Technical Certificate in Cosmetology (CIP 12.0401; DC 4420; 45 credit hours) reconfigured to create the Technical Certificate in Barbering (CIP 12.0402; DC 2515; 40 credit hours; Fall 2024)

- COSM 1023 Hair Cutting/Styling & Related Theory 1
- COSM 1015 Hair Cutting/Styling & Related Theory 2
- COSM 1017 Chemical Reformation & Related Theory
- COSM 1113 Principles of Hair Coloring & Related Theory
- COSM 2017 Hair Cutting/Styling & Related Theory 3
- BARB 1010 Orientation to Barbering (10 credit hours)
- BARB 1001 Shaving
- COSM 2014 Hair Cutting/Styling & Related Theory 4

Technical Certificate in Multimedia Film & Video Production (CIP 50.0602; DC 0132; 27 credit hours) reconfigured to create the Certificate of Proficiency in Film & Video Production (CIP 50.0602; DC 1132; 9 credit hours; Fall 2024)

- MM 1053 Introduction to Film (FILM 1003)
- MM 1303 Video Production I (FILM 1013)
- MM 2423 Digital Editing (FILM 1023)

Title Change of Existing Program, Existing Program Offered by Distance Education

Technical Certificate in Multimedia Film & Video Production (CIP 50.0602; DC 0132; 27 credit hours) changed to Technical Certificate of Film & Video Production (CIP 50.0602; DC 0132; 27 credit hours; 20% online; Fall 2024)

University of Arkansas Community College Rich Mountain

Program Reconfiguration

Associate of General Studies (CIP 24.0102; DC 0900; 60 credit hours), Technical Certificate in Cosmetology (CIP 12.0401; DC 2120; 42 credit hours), Technical Certificate in Nail Technology (CIP 12.0410; DC 2365; 24 credit hours) and Technical Certificate in Aesthetics (CIP 12.0409; DC 2385; 24 credit hours) reconfigured to create the Associate of Applied Science in Cosmetology (CIP 12.0401; DC 0380; 70 credit hours; Spring 2025)

- COSM 11051 Hygiene & Sanitation I
- COSM 11112 Hairdressing w/lab I
- COSM 11251 Related Science I
- COSM 11351 Manicuring I OR
- COSM 11451 Aesthetics I
- COSM 11551 Salesmanship, Shop Management & Shop Department I
- COSM 12051 Hygiene & Sanitation II
- COSM 12112 Hairdressing w/lab II

COSM 12251	Related Science II
COSM 12351	Manicuring II or Aesthetics II
COSM 12551	Salesmanship, Shop Management & Shop Department II
COSM 13051	Hygiene & Sanitation III
COSM 13153	Hairdressing w/lab III
COSM 13251	Related Science III
COSM 13351	Manicuring III or Aesthetics III
COSM 13551	Salesmanship, Shop Management & Shop Department III
COSM 15351	Health & Safety & Sanitation for Aesthetics
COSM 15151	Professional Career Development for Aesthetics
COSM 15051	Introduction to Skin Care for Aesthetics
COSM 15451	Related Science for Aesthetics
COSM 15162	Aesthetics Practical Lab
COSM 14151	Hygiene & Sanitation I for Nail Technicians
COSM 14251	Related Science for Nail Technicians
COSM 14351	Introduction to Manicuring for Nail Technicians
COSM 14551	Salesmanship, Shop Management & Shop Department
COSM 14162	Manicuring/Pedicuring with Lab for Nail Technicians
ENGL 10103	English Composition I
ENGL 20203	Technical Writing
<i>COSM 16153</i>	<i>Math for Cosmetologists</i>
<i>COSM 16253</i>	<i>Cosmetology Technologies</i>

Any approved Social Science

Italics = New Courses

Technical Certificate in Practical Nursing (CIP 51.3901; DC 4795; 52 credit hours) reconfigured to create the Technical Certificate in Practical Nursing – High School Program (CIP 51.3901; DC 2235; 52 credit hours; Spring 2025)

PNUR 10181	Nursing of the Geriatric Patient
PNUR 10484	Body Structure and Function
PNUR 11181	Nursing Clinical I
PNUR 12282	Pharmacology I
PNUR 11383	Nursing of Adult Patients I
PNUR 12410	Basic Nursing Principles and Skills
PNUR 10282	Nursing of Children
PNUR 13282	Pharmacology II
PNUR 13484	Nursing of Adult Patients II with Med and Surg Con.
PNUR 13787	Nursing Clinical II
PNUR 14282	Nursing of Mothers and Infants
PNUR 16181	Vocational, Legal, and Ethical Concepts
PNUR 17181	Mental Health & Care of the Mentally III
PNUR 11282	Nutrition in Health and Illness
PNUR 15888	Nursing Clinical III
PNUR 18282	Nursing of the Adult Patient III

University of Arkansas Fayetteville**Deletion of Instruction, Research, or Service Center**

Center for Semiconductor Physics in Nanostructures (Dept Code 0323; Spring 2025)

Center for the Interdisciplinary Study of Science and the Arts (Dept Code 6564; Spring 2025)

Cybersecurity Center on Secure Evolvable Energy Delivery Systems (SEEDS) (Dept Code 1025; Spring 2025)

IDEALS (Inclusion, Diversity, Equity, Access, Leadership & Strategy) Institute of the University of Arkansas (Dept Code 6570; Spring 2025)

Tesseract Center for Immersive Environments and Game Design (Dept Code 1122; Spring 2025)

University of Arkansas for Medical Sciences**Curriculum Revision**

Graduate Certificate in Pediatric Nurse Practitioner Acute Care (CIP 51.3809; DC 6655; 21 credit hours) changed to Post Master's Certificate in Pediatric Nurse Practitioner Acute Care (CIP 51.3809; DC 6945; 23 credit hours; Spring 2025)

Deleted Courses

NURS 5529	Pediatric Nurse Practitioner Theory II
NURS 5128	Pediatric Acute Care Nursing Practicum I
NURS 5225	Pediatric Acute Care Nursing Practicum II
NURS 5221	Integrated Practicum for Acute Care Pediatric Nurse Practitioners

Added Courses

NURS 52303	AC III/Hosp. Child Theory III
NURS 71203	Ped. AC Practicum I
NURS 72203	Ped. AC Practicum II
NURS 73206	Int. Pract. For Ped AC

Graduate Certificate in Pediatric Nurse Practitioner Primary Care (CIP 51.3809; DC 6645; 21 credit hours) changed to Post Master's Certificate in Pediatric Nurse Practitioner Primary Care (CIP 51.3809; DC 6965; 23 credit hours; Spring 2025)

Deleted Courses

NURS 5124	Pediatric Primary Care Nursing Practicum I
NURS 5224	Pediatric Primary Care Nursing Practicum II
NURS 5227	Int. Pract Ped PC

Added Courses

NURS 71253	Pediatric Primary Care Practicum I
NURS 72252	Pediatric Primary Care Practicum II
NURS 73256	Integrated Pract. for Primary Care Pediatric Nurse Practitioners

Graduate Certificate in Adult Gerontology Acute Care Nurse Practitioner (CIP 51.3803; DC 6715; 18 credit hours) changed to Post Master's Certificate in Adult Gerontology Acute Care Nurse Practitioner (CIP 51.3803; DC 6145; 20 credit hours; Spring 2025)

Deleted Courses

NURS 5186 Adult-Gerontology Acute Care Nursing Practicum I
 NURS 5286 Adult-Gerontology Acute Care Nursing Practicum II
 NURS 5386 Adult-Gerontology Acute Care Nursing Practicum III

Added Courses

NURS 71805 DNP Adult Gerontology Acute Care Nursing Practicum I
 NURS 72802 DNP Adult Gerontology Acute Care Nursing Practicum II
 NURS 73806 DNP Adult Gerontology Acute Care Nursing Practicum III

Graduate Certificate in Adult Gerontology Primary Care Nurse Practitioner (CIP 51.3803; DC 6695; 18 credit hours) changed to Post Master's Certificate in Adult Gerontology Primary Care Nurse Practitioner (CIP 51.3803; DC 7086; 20 credit hours; Spring 2025)

Deleted Courses

NURS 5142 Adult-Gerontology Primary Care Psychiatric Nursing Practicum
 NURS 5241 Adult-Gerontology Primary Care Nursing Practicum II
 NURS 5248 Adult-Gerontology Primary Care Nursing Practicum I

Added Courses

NURS 72405 DNP Adult Gerontology Primary Care Nursing Practicum I
 NURS 71403 DNP Adult Gerontology Primary Care Psych. Nursing Practicum
 NURS 73405 DNP Adult Gerontology Primary Care Nursing Practicum II

Master of Nursing Science in Nursing: Pediatric Nurse Practitioner Primary Care (CIP 51.3808; DC 6010; 40-44 credit hours) changed to Master of Nursing Science in Nursing: Pediatric Nurse Practitioner Primary Care (CIP 51.3808; DC 6010; 42-43 credit hours; Spring 2025)

Deleted Courses

NURS 5201 Research Utilization in Advanced Nursing Practice
 NURS 5202 Introduction to Professional Practice Management
 NURS 5203 Advanced Professional Practice Management
 NURS 5205 Quantitative Epidemiology I
 NURS 5305 Advanced Health Assessment and Diagnostic Reasoning Theory
 NURS 5306 Advanced Health Assessment and Diagnostic Reasoning Practicum
 NURS 5124 Pediatric Primary Care Nursing Practicum I
 NURS 5224 Pediatric Primary Care Nursing Practicum II
 NURS 5221 Integrated Practicum for Primary Care Pediatric Nurse Practitioners

Added Courses

NURS 71163 Roles & Prof. Pract. For APRN
 NURS 72103 Evidence Based Practice
 NURS 53053 Adv. HA & Dx Reasoning
 NURS 71153 Clin. Prev. and Health Promo
 NURS 71253 Ped. PC Practicum I
 NURS 72252 Pediatric Primary Care Practicum II
 NURS 73256 Int. Practicum For Ped. PC

Master of Nursing Science in Nursing: Pediatric Nurse Practitioner Acute Care (CIP 51.3808; DC 6010; 40-44 credit hours) changed to Master of Nursing Science in Nursing: Pediatric Nurse Practitioner Acute Care (CIP 51.3808; DC 6010; 42-43 credit hours; Spring 2025)

Deleted Courses

NURS 5201	Research Utilization in Advanced Nursing P
NURS 5202	Introduction to Professional Practice Mgmt
NURS 5203	Advanced Professional Practice Management
NURS 5205	Quantitative Epidemiology I
NURS 5305	Advanced Health Assessment and Diagnostic Reasoning Theory
NURS 5306	Advanced Health Assessment and Diagnostic Reasoning Practicum
NURS 5229	Pediatric Nurse Practitioner Theory II
NURS 5128	Pediatric Acute Care Nursing Practicum I
NURS 5225	Pediatric Acute Care Nursing Practicum II
NURS 5221	Integrated Practicum for Acute Care Pediatric Nurse Practitioners

Added Courses

NURS 71163	Roles & Prof. Practice
NURS 72103	Evidence Based Practice
NURS 53053	Adv. HA & Dx Reasoning
NURS 71153	Clin. Prev. & Health Promo.
NURS 52303	AC III/Hospi Child Theory III
NURS 71203	Ped. AC Practicum I
NURS 72203	Ped. AC Practicum II
NURS 73206	Int. Practicum For Ped AC

Master of Nursing Science in Nursing: Psychiatric Mental Health Nurse Practitioner (CIP 51.3808; DC 6010; 40-44 credit hours) changed to Master of Nursing Science in Nursing: Psychiatric Mental Health Nurse Practitioner (CIP 51.3808; DC 6010; 42-43 credit hours; Spring 2025)

Deleted Courses

NURS 5104	Community Concepts for Advanced Practice
NURS 5201	Research Utilization in Advanced Nursing P.
NURS 5202	Introduction to Professional Practice Mgmt
NURS 5203	Advanced Professional Practice Management
NURS 5205	Quantitative Epidemiology I
NURS 5305	Advanced Health Assessment and Diagnostic Reasoning Theory
NURS 5306	Advanced Health Assessment and Diagnostic Reasoning Practicum
NURS 5158	Psychiatric-Mental Health Nursing Practicum I
NURS 5258	Psychiatric-Mental Health Nursing Practicum II
NURS 5358	Psychiatric-Mental Health Nursing Practicum III

Added Courses

NURS 71163	Roles & Prof. Practicum
NURS 72103	Ev. Based Practicum
NURS 53053	AH & Dx Reasoning
NURS 71153	Clin. Prev. & Health Promo.

NURS 75503	PMH Practicum I
NURS 75533	PMH Practicum II
NURS 75546	PMH Practicum III

Master of Nursing Science in Nursing: Adult Gerontology Primary Care Nurse Practitioner (CIP 51.3808; DC 6010; 40-44 credit hours) changed to Master of Nursing Science in Nursing: Adult Gerontology Primary Care Nurse Practitioner (CIP 51.3808; DC 6010; 42-43 credit hours; Spring 2025)

Deleted Courses

NURS 5104	Community Concepts for Advanced Practice
NURS 5201	Research Utilization in Advanced Nursing P.
NURS 5202	Introduction to Professional Practice Mgmt
NURS 5203	Advanced Professional Practice Management
NURS 5205	Quantitative Epidemiology I
NURS 5305	Advanced Health Assessment and Diagnostic Reasoning Theory
NURS 5306	Advanced Health Assessment and Diagnostic Reasoning Practicum
NURS 5142	Adult-Gerontology Primary Care Psychiatric Nursing Practicum I
NURS 5241	Adult-Gerontology Primary Care Nursing Practicum II
NURS 5248	Adult-Gerontology Primary Care Nursing Practicum III

Added Courses

NURS 71163	Roles & Prof. Practicum
NURS 72103	Ev. Based Practicum
NURS 53053	AH & Dx Reasoning
NURS 71153	Clin. Prev. & Health Promo.
NURS 72405	AGPC Practicum I
NURS 71403	AGPC Psych. Practicum
NURS 73405	AGPC Practicum II

Master of Nursing Science in Nursing: Adult Gerontology Acute Care Nurse Practitioner (CIP 51.3808; DC 6010; 40-44 credit hours) changed to Master of Nursing Science in Nursing: Adult Gerontology Acute Care Nurse Practitioner (CIP 51.3808; DC 6010; 42-43 credit hours; Spring 2025)

Deleted Courses

NURS 5104	Community Concepts for Advanced Practice
NURS 5201	Research Utilization in Advanced Nursing P.
NURS 5202	Introduction to Professional Practice Mgmt
NURS 5203	Advanced Professional Practice Management
NURS 5205	Quantitative Epidemiology I
NURS 5305	Advanced Health Assessment and Diagnostic Reasoning Theory
NURS 5306	Advanced Health Assessment and Diagnostic Reasoning Practicum
NURS 5186	Adult-Gerontology Acute Care Nursing Practicum I
NURS 5286	Adult-Gerontology Acute Care Nursing Practicum II
NURS 5386	Adult-Gerontology Acute Care Nursing Practicum III

Added Courses

NURS 71163	Roles & Prof. Practicum
NURS 72103	Ev. Based Practicum

NURS 53053	AH & Dx Reasoning
NURS 71153	Clin. Prev. & Health Promo.
NURS 71805	Adult Gerontology Acute Care Nursing Practicum I
NURS 72802	Adult Gerontology Acute Care Nursing Practicum II
NURS 73806	Adult Gerontology Acute Care Nursing Practicum III

Master of Nursing Science in Nursing: Family Nurse Practitioner (CIP 51.3808; DC 6010; 40-44 credit hours) changed to Master of Nursing Science in Nursing: Family Nurse Practitioner (CIP 51.3808; DC 6010; 42-43 credit hours; Spring 2025)

Deleted Courses

NURS 5104	Community Concepts for Advanced Practice
NURS 5201	Research Utilization in Advanced Nursing P.
NURS 5202	Introduction to Professional Practice Mgmt
NURS 5203	Advanced Professional Practice Management
NURS 5205	Quantitative Epidemiology I
NURS 5305	Advanced Health Assessment and Diagnostic Reasoning Theory
NURS 5306	Advanced Health Assessment and Diagnostic Reasoning Practicum
NURS 5111	Clinical Management of Child & Family Practicum
NURS 5212	Clinical Management of Family Reproductive Health Practicum
NURS 5116	Clinical Management of Adult and Family Practicum

Added Courses

NURS 71163	Roles & Prof. Practicum
NURS 72103	Ev. Based Practicum
NURS 53053	AH & Dx Reasoning
NURS 71153	Clin. Prev. & Health Promo.
NURS 72133	Clin. Mgmt. of Fam. Reprod. Pract.
NURS 72165	Clin. Mgmt. of Adult & Fam. Pract.
NURS 72153	Clinical Management of Child and Family Practicum

Graduate Certificate in Family Nurse Practitioner (CIP 51.3805; DC 6685; 18 credit hours) changed to Post Master's Certificate in Family Nurse Practitioner (CIP 51.3805; DC 7084; 20 credit hours; Spring 2025)

Deleted Courses

NURS 5116	Clinical Management of Adult and Family Practicum
NURS 5212	Clinical Management of Family Reproductive Health Practicum
NURS 5111	Clinical Management of Child and Family Practicum

Added Courses

NURS 72165	Clin. Mgmt. of Adult & Fam. Pract.
NURS 72133	Clin. Mgmt. of Fam. Reprod. Pract.
NURS 72153	Clinical Management of Child and Family Practicum

Graduate Certificate in Psychiatric Mental Health Nurse Practitioner (CIP 51.3810; DC 6675; 22 credit hours) changed to Post Master's Certificate in Psychiatric Mental Health Nurse Practitioner (CIP 51.3810; DC 6845; 23 credit hours; Spring 2025)

Deleted Courses

NURS 5158	Psychiatric-Mental Health Nursing Practicum I
-----------	---

NURS 5258 Psychiatric-Mental Health Nursing Practicum II
 NURS 5358 Psychiatric-Mental Health Nursing Practicum III

Added Courses

NURS 75503 PMH Practicum I
 NURS 75533 PMH Practicum II
 NURS 75546 PMH Practicum III

Program Deletion

Doctor of Philosophy in Biochemistry & Molecular Biology (CIP 26.0202; DC 7150; 55 credit hours; Fall 2024)

Doctor of Philosophy in Microbiology & Immunology (CIP 26.0503; DC 7320; 63 credit hours; Fall 2024)

Doctor of Philosophy in Cellular Physiology & Molecular Biophysics (CIP 26.0903; DC 7360; 54 credit hours; Fall 2024)

Doctor of Philosophy in Pharmacology (CIP 26.1001; DC 7330; 54 credit hours; Fall 2024)

Doctor of Philosophy in Toxicology, Interdisciplinary (CIP 26.1004; DC 7400; 54 credit hours; Fall 2024)

Program Inactivation

Doctor of Philosophy in Communication Sciences & Disorders (CIP 51.0204; DC 7510; 70 credit hours; Fall 2024)

Title Change of Existing Program

Graduate Certificate in Environmental & Occupational Health (CIP 26.9999; DC 6269; 12 credit hours) changed to Graduate Certificate in Environmental Health Sciences (CIP 26.9999; DC 6269; 12 credit hours; Fall 2025)

University of Arkansas Fort Smith

Curriculum Revision

Minor in Creative Writing (CIP 23.1302; 18 credit hours) changed to Minor in Creative Writing (CIP 23.1302; 18 credit hours; Fall 2025 (8/15/2025))

Deleted Courses/Requirements

RHET 3513 Imaginative Writing (now optional)
 RHET 3903 Visual Rhetoric (now optional)
 RHET 3413 Literary Events and Publications

Added Courses/Requirements

RHET 3103 Editing for Usage, Clarity, and Style
 RHET 3413 Literary and Cultural Magazine Production OR
 RHET 4123 Professional Editing and Publishing
 ENGL 2853 Introduction to Creative Writing must be taken successfully prior to declaring the minor

University of Arkansas Monticello

Curriculum Revision

Master of Science in Forest Resources (CIP 03.0506; DC 6235; 30 credit hours) changed to Master of Science in Forest Resources (CIP 03.0506; DC 6235; 30 credit hours; Spring 2025)

Added Optional Courses

NREM 5020V	Special Topics
NREM 50303	Applications in Recreational Farm Management
NREM 51303	Decision-Making in Natural Resources Management
NREM 51403	Recreational Land & Lodge Management
NREM 52403	Wetlands Ecology and Management
NREM 51603	Advanced GIS
NREM 51003	Forest Finance
NREM 52003	Forest Operations and Supply Chain Management
NREM 50603	Forest Appraisals
NREM 54003	Leadership in a Forest Business
NREM 5980V	Independent Study in Forest Business
NREM 53003	Forest Products Marketing
NREM 55003	Life Cycle Assessment of Forest Products
<i>NREM 5XXX4</i>	<i>Advanced Silviculture</i>
<i>NREM 5XXX3</i>	<i>Forest Ecology and Tree Ecophysiology</i>
<i>NREM 5XXX3</i>	<i>Advanced Forest Management</i>

Italics = New Courses

Existing Program Offered at Off-Campus Location

Certificate of Proficiency in Nursing Assistant (CIP 51.3902; DC 0266; 7 credit hours) offered at the approved, off-campus location effective Spring 2025:
Hamburg High School 1119 South Main Street, Hamburg, AR 71646

Certificate of Proficiency in Nursing Assistant (CIP 51.3902; DC 0266; 7 credit hours) and Certificate of Proficiency in Phlebotomy (CIP 51.1009; DC 4787; 9 credit hours) offered at the approved, off-campus location effective Spring 2025:
Monticello Workforce Center 477 S Main Street, Monticello, AR 71655

Certificate of Proficiency in Phlebotomy (CIP 51.1009; DC 4787; 9 credit hours) offered at the approved, off-campus location effective Spring 2025:
University of Arkansas for Medical Sciences 4301 West Markham, Little Rock, AR 72205

New Option, Concentration, Emphasis, or Minor

Bachelor of Science in Physical Education (non-licensure): Esports track (CIP 31.0501; DC 4015; 120 credit hours; Spring 2025)

General Education Core – 35 credit hours

Major Requirements – 49 credit hours

EXSC 3323 Strength and Conditioning

EXSC 4401	Anatomical Kinesiology Laboratory
EXSC 45303	Sports Psychology
EXSC 46433	Anatomical Kinesiology
PHED 14443	Team Sports
PHED 14543	Individual Sports
PHED 21143	Nutrition
PHED 22043	Health and Wellness Promotion (ACTS Equivalent HEAL 1003)
PHED 22743	First Aid and CPR
PHED 23143	Care and Prevention of Athletic Injuries
PHED 27043	Theory and Principles of Physical Education and Coaching
PHED 35043	Adapted Physical Education
PHED 35243	Exercise Physiology
PHED 35543	Child Growth and Motor Development
PHED 46043	Physical Education Tests and Measurements
PHED 44143	Methods of Physical Education and Health
PHED 47143	Sport Administration

Supportive Requirements – 6 credit hours

BIOL 24043	Anatomy and Physiology I
ISYS 10133	Introduction to Computer Based Systems OR
CPSI 10003	Microcomputer Applications

Esports Track – 30 credit hours

<i>PHED 2xxx3</i>	<i>Introduction to ESports</i>
<i>PHED 3xxx3</i>	<i>Advanced ESports</i>
<i>PHED 4xxx3</i>	<i>Internship in Esports</i>
MGMT 34703	Principles of Management
MKTG 34043	Principles of Marketing

Complete 15 credit hours from the following Electives (No more than 2 courses with the same prefix)

BUSI 10103	Introduction to Business
ACCT 20003	Financial Accounting
ECON 22003	Principles of Microeconomics
ECON 21003	Principles of Macroeconomics
ECON 34563	Money, Banking, and Credit
MGMT 34303	Entrepreneurship
EXSC 34803	Sport Entrepreneurship
MGMT 34603	Leadership
FINN 34703	Principles of Finance
MKTG 34643	Consumer Behavior

Italics = New Courses

Program Deletion

Bachelor of Arts in Art (CIP 50.0701; DC 1250; 120 credit hours; Spring 2025)

Bachelor of Arts in history (CIP 54.0101; DC 1500; 120 credit hours; Spring 2025)

Bachelor of Arts in Political Science (CIP 45.1001; DC 1690; 120 credit hours; Spring 2025)

Program Reconfiguration

Bachelor of Science in Computer Information Systems (CIP 52.1201; DC 2400; 120 credit hours) reconfigured to create the Bachelor of Science in Computer Science (CIP 11.0701; DC 2410; 120 credit hours; Spring 2025)

General Education Core – 35 credit hours

Computer Science Core – 40 credit hours

- ISYS 11903 Hardware and Software Maintenance
- ISYS 22003 Programming Logic and Design
- ISYS 2XXX3 Data Structures*
- CESC 31233 Linux Operating Systems
- ISYS 35203 System Analysis and Design
- CESC 42503 Cybersecurity
- ISYS 45003 Data Communications and Networking
- ISYS 46203 Database Management Systems
- ISYS 46304 Application Software Development Project

Choose 12 credit hours from the following courses:

- CPSI 30083 Python Programming
- ISYS 32403 Introduction to Java Programming
- ISYS 34203 COBOL
- ISYS 34403 Object-Oriented Programming
- ISYS 34503 World Wide Web Programming
- ISYS 35503 Advanced COBOL

Supportive Requirements – 22 credit hours

- STAT 23403 Introduction to Statistics
- MATH 24005 Calculus I
- MATH 34985 Calculus II
- MATH 35183 Discrete Mathematics
- MATH 36703 Introduction to Machine Learning

Electives – 23 credit hours

Italics = New Course

University of Arkansas Pulaski Technical College

Curriculum Revision

Certificate of Proficiency in Cybersecurity (CIP 11.1003; DC 0125; 16 credit hours; 75% online) changed to Certificate of Proficiency in Cybersecurity (CIP 11.1003; DC 0125; 13 credit hours; 75% online; Fall 2024)

Deleted Courses

- CIS 1814 CCNA 1
- ENGL 1311 English Composition I

Added Course

- CIS 2514 Computer Science I

Technical Certificate in Cybersecurity (CIP 11.1003; DC 1113; 33 credit hours; 75% online) changed to Technical Certificate in Cybersecurity (CIP 11.1003; DC 1113; 31 credit hours; 75% online; Fall 2024)

Deleted Courses

CIS 2913	Linux Systems Administration II
ENGL 1312	English Composition II
SPCH 1300	Speech Communication

Added Courses

CIS 2514	Computer Science I
MATH 1300	Math Reasoning (or higher)
CIS 1344	Network Defense

University of Central Arkansas

Articulation Agreement

Hendrix College undergraduate students may complete initial hours of UCA's Master of Arts in Teaching (CIP 13.1299; DC 5543; 36 credit hours; 100% online) while still enrolled in undergraduate studies at Hendrix. Upon graduation from Hendrix College with a bachelor's degree, students may apply for admission to the UCA Graduate School/MAT Program. Once admitted, students may complete the remaining credit hours of the MAT program.

Note: UCA/Hendrix MOU on file at ADHE.

Program Deletion

Bachelor of Science in Computer Engineering (CIP 14.0901; DC 3650; 126 credit hours; Fall 2024 (10/25/2024))

Program Reconfiguration

Bachelor of Science in Computer Science (CIP 11.0101; DC 2410; 120 credit hours) reconfigured to create the Bachelor of Science in Software Engineering (CIP 14.0903; DC 2795; 120 credit hours; Fall 2024 (10/25/2024))

General Education Courses – 27 credit hours

Required Computer Science Courses – 32 credit hours

CSCI 1470	Computer Science I
CSCI 1480	Computer Science II
CSCI 2320	Data Structures
CSCI 2335	Networking
CSCI 3330	Algorithms
CSCI 3360	Database Systems
CSCI 3370	Programming Languages
CSCI 4300	Operating Systems
CSCI 4315	Information Security
CSCI 4321	Ethical Implications of Technology

Required Software Engineering Courses – 25 credit hours

CSCI 2360	<i>Introduction to Software Engineering</i>
CSCI 3340	<i>Requirements Engineering</i>
CSCI 3355	<i>Software Design and Construction</i>

CSCI 3381 Object-Oriented Software Development with Java
CSCI 4325 Software Testing
 CSEC 4330 Software Security
CSCI 4335 Cloud Computing
 CSCI 4490 Software Engineering

Required Mathematics Courses – 13 credit hours

MATH 1491 Applied Calculus for the Life Sciences OR
 MATH 1496 Calculus I
 CSCI 2330 Discrete Mathematics for Computing
 MATH 3311 Statistical Methods
 MATH 3320 Linear Algebra

Required Science Courses – 8 credit hours

BIOL 1440 Principles of Biology I
 PHYS 1410 College Physics I OR
 PHYS 1441 University Physics I

Elective Mathematics / Science Courses – choose at least 9 credit hours

MATH 1497 Calculus II
 MATH 2471 Calculus III
 MATH 3331 Ordinary Differential Equations I
 MATH 3381 Data Cleaning and Visualization
 MATH 4340 Numerical Methods
 MATH 4371 Introduction to Probability
 BIOL 1441 Principles of Biology II
 CHEM 1450 College Chemistry I
 CHEM 1451 College Chemistry II
 GEOG 1400 Earth Systems Science
 GEOG 2475 Cartography
 PHYS 1420 College Physics 2
 PHYS 1442 University Physics 2

General Electives – 6 credit hours

Italics = New Courses

**ARKANSAS PUBLIC INSTITUTIONS
LETTERS OF INTENT**

The following notifications were received through October 1, 2024.

Arkansas State University Beebe

New Program – Associate of Applied Science in Surgical Technology

Black River Technical College

New Off-Campus Instruction Center – Jonesboro High School
Northeast Arkansas Technical Center
301 Hurricane Drive
Jonesboro, AR 72401

Henderson State University

New Program – Bachelor of Applied Science in Criminal Justice (Accelerated Pathway)

University of Arkansas Community College Morrilton

New Off-Campus Instruction Center – Conway High School
2300 Prince Street
Conway, AR 72034

University of Arkansas Monticello

Role and Scope Change – Doctor of Philosophy in Forest Resources

OUT-OF-STATE AND ARKANSAS PRIVATE INSTITUTIONS

ADHE Executive Staff Recommendation

RESOLVED, That pursuant to A.C.A. §6-61-301, the Arkansas Higher Education Coordinating Board grants initial certification to the institutions listed on pages 1 - 2 to offer the specified degree programs to Arkansas residents for a period of three years through December 31, 2027.

FURTHER RESOLVED, That the Commissioner of the Arkansas Division of Higher Education is authorized to notify the administration of said institutions that the certification of the degree programs requires the institution to notify the Arkansas Division of Higher Education whenever any of the following occurs: (1) major reorganization of the controlling body; (2) changes in the charter or incorporation documents of the institution; or (3) changes in the method of operation of the institution's programs in Arkansas.

FURTHER RESOLVED, That the Coordinating Board instructs the Commissioner to notify the administration of said institutions that any advertisement or published materials using the name of the Arkansas Higher Education Coordinating Board or the Arkansas Division of Higher Education must contain the following statement:

Arkansas Higher Education Coordinating Board certification does not constitute an endorsement of any institution or program. Such certification merely indicates that certain criteria have been met as required under the rules and regulations implementing institutional and program certification as defined in A.C.A. §6-61-301.

Initial Program Certifications – Distance Technology

Pepperdine University, Malibu, California

State Authorization: California Bureau for Private Postsecondary Education
Institutional Accreditation – Regional: Western Association of Schools and Colleges

Master of Science in Education (Non-Licensure)

University of California, Davis, Davis, California

State Authorization: California Secretary of State
Institutional Accreditation – Regional: Western Association of Schools and Colleges

Master of Management

University of Southern California, Los Angeles, California

State Authorization: California Secretary of State

Institutional Accreditation – Regional: Western Association of Schools and Colleges

Programmatic Accreditation: Council on Social Work

Master of Education in Postsecondary Administration and Student Affairs

Master of Social Work, Advanced Standing

Walden University, Minneapolis, Minnesota

State Authorization: Minnesota Office of Higher Education

Institutional Accreditation – Regional: Higher Learning Commission

Programmatic Accreditation: Council for Accreditation of Counseling and Related Education Programs

Master of Science in Clinical Mental Health Counseling and School Counseling – Dual Degree

New Institutions – Initial Program Certifications – Distance Technology

American Musical and Dramatic Academy College of the Performing Arts, Los Angeles, California

State Authorization: California Bureau for Private Postsecondary Education

Institutional Accreditation – Regional: Western Association of Schools and Colleges

Bachelor of Fine Arts in Acting

Bachelor of Fine Arts in Music Theatre

Hannibal-LaGrange University, Hannibal, Missouri

State Authorization: Missouri Department of Higher Education and Workforce Development

Institutional Accreditation – Regional: Higher Learning Commission

Bachelor of Science in Education

Master of Science in Education

**OUT-OF-STATE AND ARKANSAS PRIVATE
INSTITUTIONS
LETTERS OF NOTIFICATION**

Recertifications – Distance Technology

Academy of Art University, San Francisco, California

Associate of Arts in Fashion Marketing
Associate of Arts in Fashion Merchandising
Associate of Arts in Fashion Styling
Bachelor of Fine Arts in Fashion Communication and Styling
Bachelor of Fine Arts in Fashion Marketing
Bachelor of Fine Arts in Fashion Merchandising
Master of Arts in Fashion Merchandising
Master of Fine Arts in Fashion Marketing and Brand Management
Master of Fine Arts in Fashion Merchandising and Management

DeVry University, Lisle, Illinois

Undergraduate Certificate in Business Essentials
Undergraduate Certificate in Cloud Computing
Undergraduate Certificate in Cyber Security
Undergraduate Certificate in Data Mining and Analytics
Undergraduate Certificate in Information Technology Essentials
Undergraduate Certificate in Internet of Things
Undergraduate Certificate in Networking Essentials
Undergraduate Certificate in Programming Essentials
Undergraduate Certificate in Software Design and Solutions
Undergraduate Certificate in Web and Mobile Application Development
Associate of Applied Science in Cybersecurity and Networking
Associate of Applied Science in Electronics and Computer Technology
Associate of Applied Science in Engineering Technology
Associate of Applied Science in Health Information Technology
Associate of Applied Science in Information Technology and Networking
Bachelor of Science in Accounting
Bachelor of Science in Business Administration
Bachelor of Science in Business Management
Bachelor of Science in Computer Information Systems
Bachelor of Science in Communications
Bachelor of Science in Cybersecurity and Networking
Bachelor of Science in Engineering Technology
Bachelor of Science in Engineering Technology-Computers
Bachelor of Science in Engineering Technology-Electronics
Bachelor of Science in Healthcare Administration

Bachelor of Science in Information Technology and Networking
Bachelor of Science in Justice Administration
Bachelor of Science in Multimedia Design and Development
Bachelor of Science in Software Development
Bachelor of Science in Technical Management
Graduate Certificate in AI and Business Analytics
Graduate Certificate in CPA Preparation
Graduate Certificate in Global Supply Chain Management
Master of Information Systems Management
Master of Information Technology Management
Master of Network and Communications Management
Master of Public Administration
Master of Project Management
Master of Science in Accounting

Pepperdine University, Malibu, California

Master of Arts in Psychology
Master of Dispute Resolution
Master of Legal Studies
Master of Science in Human Resources
Master of Science in Managing Leadership

University of California, Davis, Davis, California

Master of Business Administration

Walden University, Minneapolis, Minnesota

Bachelor of Science in Elementary Education
Bachelor of Science in Health Studies
Bachelor of Science in Healthcare Management
Bachelor of Science in Human Services
Bachelor of Social Work
Master of Science in Criminal Justice
Master of Science in Developmental Psychology
Master of Science in Early Childhood Studies
Master of Science in Higher Education
Master of Science in Human Resource Management
Master of Science in Human Services
Master of Science in Information Technology
Master of Science in Marriage, Couple, and Family Counseling
Master of Social Work
Doctor of Healthcare Administration
Doctor of Nursing Practice
Doctor of Philosophy in Counselor Education and Supervision
Doctor of Philosophy in Criminal Justice
Doctor of Public Health
Doctor of Social Work

Recertifications – Arkansas Campuses

Arkansas Colleges of Health Education, Fort Smith, Arkansas

Master of Science in Biomedicine

Doctor of Physical Therapy

Strayer University, Washington, D.C.

Campus in Little Rock

Bachelor of Business Administration

Bachelor of Science in Criminal Justice

Bachelor of Science in Information Systems

Master of Science in Human Resource Management

Master of Science in Information Systems

Master of Science in Management

Institutional Changes

Baptist Health College Little Rock, Little Rock, Arkansas

Dr. Joel Hicks has replaced Dr. Judy Pile as President.

Decertifications

DeVry University, Lisle, Illinois

Associate of Applied Science in Accounting

The institution ceased enrollments in 2017, and no students are currently enrolled.

Associate of Applied Science in Web Graphic Design

The institution ceased enrollments in 2017, and no students are currently enrolled.

Bachelor of Science in Biomedical Engineering Technology

The institution ceased enrollments in 2012, and no students are currently enrolled.

Letter of Exemption from Certification – Church-Related Training

Ecclesia College, Springdale, Arkansas

Associate of Arts in Biblical Studies

Bachelor of Arts in Biblical Studies

Bachelor of Christian Leadership

Master of Christian Leadership

Evangel University of the Assemblies of God, Springfield, Missouri

Offering programs by distance technology

Bachelor of Science in Humanitarian Relief and Development

Master of Theology in Biblical Interpretation and Theology

Master of Theology in Intercultural Studies

Doctor of Applied Intercultural Studies

Doctor of Philosophy in Biblical Interpretation and Theology

Doctor of Philosophy in Intercultural Studies

Northern California Bible College, Campbell, California

Offering programs by distance technology

Associate of Arts in Biblical Studies
Bachelor of Arts in Biblical Studies
Master of Arts in Biblical Studies and Practical Ministry

Program Changes/Additions

Baptist Health College Little Rock, Little Rock, Arkansas

Name Change

Patient Care Technician Certificate changed to Certificate of Proficiency in Patient Care Technician

DeVry University, Lisle, Illinois

New Certificate

Graduate Certificate in Leadership
HRM 587 Managing Organizational Change
LEAD 560 Intercultural Leadership
LEAD 570 Leadership in the Age of AI
LEAD 590 Strategic Decision-Making for Leaders

University of Southern California, Los Angeles, California

New Certificates

Graduate Certificate in Advanced Clinical Social Work Practice
SOWK 697 Advanced Clinical Social Work Practice Certificate Lab
Choose two from the following:
SOWK 613 Social Work Practice with Children and Families in Early & Middle Childhood
SOWK 621 Social Work Practice with Adolescents, Young Adults and their Families
SOWK 643 Social Work Practice in Integrated Care Settings
SOWK 647 Advanced Practice with Complex Social Work Cases
Choose two from the following:
SOWK 612 Assessment and Diagnosis of Mental Disorder
SOWK 613 Social Work Practice with Children and Families in Early & Middle Childhood
SOWK 615 Brief Therapy and Crisis Intervention
SOWK 618 Systems of Recovery from Mental Illness in Adults
SOWK 621 Social Work Practice with Adolescents, Young Adults & their Families
SOWK 643 Social Work Practice in Integrated Care Settings
SOWK 647 Advanced Practice with Complex Social Work Cases
SOWK 666 Domestic and Intimate Partner Abuse
SOWK 677 Mental Health Practice with Children and Adolescents
SOWK 692 Loss, Grief and Bereavement

Graduate Certificate in Advanced Integrative Social Work and Nursing Practice
Required Courses for Master of Science in Nursing students:
NURS 605 Professional Issues in Advanced Practice Nursing
NURS 606 Health Policy Principles in Changing Health Care Contexts

SOWK 506 Human Behavior and the Social Environment

Required Courses for Master of Social Work students:

NURS 605 Professional Issues in Advanced Practice Nursing

NURS 606 Health Policy Principles in Changing Health Care Contexts

Choose two from the following:

SOWK 612 Assessment and Diagnosis of Mental Disorder

SOWK 613 Social Work Practice with Children and Families in Early & Middle
Childhood

SOWK 621 Integrative Social Work Practice with Adolescents, Young Adults &
Families

SOWK 643 Social Work Practice in Integrated Care Settings

SOWK 647 Advanced Practice with Complex Social Work Cases

Elective Courses

SOWK 612 Assessment and Diagnosis of Mental Disorder

SOWK 617 Substance Related and Behavioral Addictive Disorders and Recovery

SOWK 637 Assessing Wellness to Improve Recovery in Integrated Care

SOWK 643 Social Work Practice in Integrated Care Settings

Graduate Certificate in Aging and Health

Choose two from the following:

SOWK 616 Clinical Practice with Older Adults

SOWK 638 Policy in Integrated Care

SOWK 653 Social Work with Older Adults

Graduate Certificate in Ending Homelessness

SOWK 590 Directed Research

SOWK 618 Systems of Recovery from Mental Illness in Adults

Graduate Certificate in Food Safety

RSCI 514 Regulation of Food and Dietary Supplements

RSCI 524 Introduction to Food Science and Technology

RSCI 525 Introduction to Drug and Food Toxicology

Choose one from the following:

RSCI 511 Introduction to Medical Product Regulation

RSCI 515 Quality Systems and Standards

RSCI 526 Chemistry Manufacturing and Controls

RSCI 508 Quality Assurance for Drugs and Biologics

RSCI 509 Quality Assurance, Medical Devices and Combination Products

RSCI 520 Introduction to Risk Management for Health Care Products

Graduate Certificate in Law and Government

Choose six from the following:

LAW 520 Introduction to the U.S. Legal System

LAW 777 Administrative Law & Regulatory Policy

LAW 528 Constitutional Law

LAW 513 Effective Writing for Professional

LAW 635 Employment Discrimination Law
LAW 579 Global Regulatory Compliance
LAW 811 Health Law & Policy
LAW 567 Introduction to Litigation in U.S. Court
LAW 845 Negotiation Skills
LAW 598 Regulatory Compliance
LAW 749 Securities Regulation

Graduate Certificate in Social Inquiry for Community, Social & Environmental Justice

SOWK 690a Research

SOWK 690b Research

Choose two from the following:

SOWK 608 Research and Critical Analysis for Social Work with Children and Families

SOWK 612 Assessment and Diagnosis of Mental Disorder

SOWK 622 Threat Assessment and Management

SOWK 629 Research and Evaluation for Community, Organization & Business
Environments

SOWK 635 Research and Evaluation for Social Work with Adults and Older Adults

SOWK 664 Consultation, Coaching, and Social Entrepreneurship

SOWK 665 Grant Writing and Program Development for Social Workers

Graduate Certificate in Social Work Practice in Addiction

SOWK 612 Assessment and Diagnosis of Mental Disorder

SOWK 617 Substance Related and Behavioral Addictive Disorders and Recovery

SOWK 637 Assessing Wellness to Improve Recovery in Integrated Care

SOWK 643 Social Work Practice in Integrated Care Settings

SOWK 647 Advanced Practice with Complex Social Work Cases

Graduate Certificate in Technology and Entrepreneurship

LAW 603 Business Organizations

LAW 527 Intellectual Property: Copyright

LAW 551 Intellectual Property: Trademark

LAW 633 Business Principles in Law

LAW 658 Mergers & Acquisitions

LAW 689 Digital Media Transactions

LAW 710 Contract Drafting & Analysis

LAW 749 Securities Regulation

LAW 804 Information Privacy Law

LAW 845 Negotiation Skills

Graduate Certificate in Telebehavioral Health Practice

SOWK 525 Foundations of Integrative Social Work Practice II

SOWK 662 Telebehavioral Health Practice

Choose one from the following:

SOWK 613 Social Work Practice with Children and Families in Early and Middle
Childhood

SOWK 643 Social Work Practice in Integrated Care Settings

Choose one from the following:

SOWK 612 Assessment and Diagnosis of Mental Disorder

SOWK 615 Brief Therapy and Crisis Intervention

SOWK 617 Substance Related and Behavioral Addictive Disorders and Recovery

SOWK 677 Mental Health Practice with Children and Adolescents

SOWK 692 Loss, Grief and Bereavement

Graduate Certificate in Visual Social Work

SOWK 546 Science of Social Work

SOWK 628 Visual Social Work

SOWK 630 Diversity, Social Justice and Interculturally Competent Social Work Practice

SOWK 687 Media in Social Work

Walden University, Minneapolis, Minnesota

Doctor of Philosophy in Forensic Psychology

The "MS Track" will be added for students who have a master's degree in forensic psychology.

Deleted Courses

FPSY 8102 Intersection of Crime, Psychology, and the Law

FPSY 8910 Legal Issues and Social Change in Forensic Psychology

FPSY 8126 Understanding Violence, Risk, and Threat Assessment

FPSY 8412 Research Foundations

RESCH 8210F Quantitative Reasoning and Analytics

Added Courses

FPSY 8316 Interviewing in Psycholegal Settings

FPSY 8314 Program Evaluation

FPSY 8214 Consulting for Organizational Change

FPSY 8991 Dissertation Companion Course 1

FPSY 8992 Dissertation Companion Course 2

FPSY 8993 Dissertation Companion Course 3

FPSY 8994 Dissertation Companion Course 4

FPSY 8995 Dissertation Companion Course 5

Added to Self-Designed Specialization

FPSY 8207 Advanced Threat Assessment and Management

FPSY 8209 Advanced Issues in Law Enforcement Psychology

FPSY 8210 Advanced Victim Issues

Deleted Specializations:

Criminal Justice

Crisis Leadership Management

Crisis Response

Legal Issues in Forensic Psychology

Victimology

**OUT-OF-STATE AND ARKANSAS PRIVATE
INSTITUTIONS
LETTERS OF INTENT**

The following notifications were received through October 1, 2024.

Arizona Christian University, Glendale, Arizona

Initial Certification – Distance Technology
Bachelor of Arts in Business Administration
Bachelor of Science in Biology
Bachelor of Science in Elementary Education
Bachelor of Science in Psychology
Bachelor of Science in Secondary Education
Master of Arts in Education

Baptist Health College Little Rock, Little Rock, Arkansas

Recertification – Little Rock Campus
Medical Laboratory Science Certificate
Nuclear Medicine Technology Certificate
Patient Care Technician Certificate
Practical Nursing Diploma
Radiography Certificate
Sleep Technology Certificate
Associate of Applied Science in Nursing
Associate of Applied Science in Occupational Therapy Assistant
Associate of Applied Science in Surgical Technology

Champion Christian College, Hot Springs, Arkansas

Recertification – Hot Springs Campus
Associate of Arts in Professional Studies
Bachelor of Science in Professional Studies

The Chicago School, Los Angeles, California

Initial Certification – Distance Technology
Certificate in Clinical Rotations for Clinical Psychopharmacology
Certificate in Forensic Psychology
Bachelor of Arts in Criminology
Bachelor of Science in Business Psychology
Bachelor of Science in Healthcare Management
Graduate Certificate in Applied Behavior Analysis
Post Bachelor's Certificate in Applied Behavior Analysis
Master of Arts in Clinical Mental Health Counseling
Doctor of Philosophy in Counselor Education Supervision
Doctor of Psychology in Clinical Psychology

The Colleges of Law, Ventura, California

Recertification – Distance Technology

Master of Arts in Law (formerly Master of Legal Studies)

Evangel University, Springfield, Missouri

Initial Certification – Distance Technology

Certificate in Recording Technology

Certificate in Crisis Prevention & Suicide Management

Certificate in Christian School Instructor

Associate of Arts in General Studies

Associate of Arts in Leadership

Bachelor of Science in Allied Health

Bachelor of Science in Applied Biology

Bachelor of Science in Criminal Justice

Bachelor of Science in Multidisciplinary Studies

Master of Counseling

Doctor of Strategic Leadership

National University, San Diego, California

Recertification – Distance Technology

Bachelor of Arts in Management

Bachelor of Science in Construction Management

Bachelor of Science in Electrical and Computer Engineering

Master of Arts in Human Behavior

Master of Arts in Human Resource Management

Master of Arts in Marriage and Family Therapy

Master of Arts in Psychology

Master of Arts in Strategic Communications

Master of Business Administration

Master of Human Resource

Master of Education (Non-Licensure)

Master of Science in Applied Behavioral Analysis

Master of Science in Higher Education Administration

Master of Science in Nursing

Master of Science in Sport Psychology

Master of Social Work

Post-Graduate Psychiatric Mental Health Nurse Practitioner Certificate

Education Specialist

Doctor of Business Administration

Doctor of Criminal Justice

Doctor of Education in Educational Leadership

Doctor of Education in Instructional Design

Doctor of Health Administration

Doctor of Nursing Practice

Doctor of Philosophy in Business Administration

Doctor of Philosophy in Computer Science

Doctor of Philosophy in Data Science

Doctor of Philosophy in Educational Leadership

Doctor of Philosophy in Human Resource Management
Doctor of Philosophy in Instructional Design
Doctor of Philosophy in Marriage and Family Therapy
Doctor of Philosophy in Psychology
Doctor of Public Administration

Pepperdine University, Malibu, California

Initial Certification – Distance Technology
Master of Science in Applied Analytics

Southern California University of Health Sciences, Whittier, California

Initial Certification – Distance Technology
Doctor of Occupational Therapy

University of California, Irvine, Irvine, California

Initial Certification – Distance Technology
Master of Advanced Study in Criminology, Law, and Society
Master of Business Administration
Master of Human Computer Interaction and Design
Master of Legal and Forensic Psychology
Master of Science in Pharmacology
Doctor of Nursing Practice

University of Massachusetts Global, Irvine, California

Recertification – Distance Technology
Associate of Arts in General Education
Bachelor of Arts in Business Administration
Bachelor of Arts in Applied Studies
Bachelor of Arts in Organizational Leadership
Bachelor of Arts in Psychology
Master of Arts in Organizational Leadership
Master of Business Administration

University of the People, Pasadena, California

Recertification – Distance Technology
Associate of Science in Computer Science
Associate of Science in Health Science
Bachelor of Science in Business Administration
Bachelor of Science in Computer Science
Bachelor of Science in Health Science
Master of Education in Advanced Teaching
Master of Science in Business Administration
Master of Science in Information Technology

Westcliff University, Irvine, California

Initial Certification – Distance Technology
Bachelor of Arts in Education
Bachelor of Business Administration

Bachelor of Science in Computer Science
Bachelor of Science in Information Technology
Master of Business Administration
Master of Science in Computer Science
Master of Science in Engineering Management
Master of Science in Information Technology
Doctor of Business Administration
Doctor of Education – Leadership, Curriculum, and Instruction

ARKANSAS HIGHER EDUCATION COORDINATING BOARD
Regular Quarterly Meeting
July 26, 2024

Minutes of Meeting

The July 26, 2024, regular meeting of the Arkansas Higher Education Coordinating Board (AHECB) was held at the University of Central Arkansas in Conway. Chair Graycen Bigger called the meeting to order at 9:00 a.m., with a quorum present.

Coordinating Board present:

Graycen Bigger, Chair
Dr. Jerry Cash, Vice Chair
Dr. Katherine Dudley
Lucas Pointer
Carolyn Rhinehart

Coordinating Board absent:

Dr. Kyle Miller, Secretary
Dr. Jim Carr
Chad Hooten
Heather Maxey

Presidents, chancellors, institutional representatives, members of the press, ADHE staff and guests were also present.

Chair Bigger began by calling on President Houston Davis for a welcome. Dr. Davis began by welcoming Coordinating Board members to the University of Central Arkansas (UCA) and shared information about the institution. Dr. Davis discussed their ROI launch in Fall 2019, the Resource Optimization Initiative, and the UCA Now Campaign.

Chair Bigger announced the board would go into a Committee of the Whole. This will allow all members to vote during both committee meetings, said Bigger.

Agenda Item No. 1
Certification of Intercollegiate Athletic
Revenues and Expenditures for 2024-25

A.C.A. §6-62-805 (Act 366 of 1991) requires each state-supported institution of higher education to annually certify by June 15 to the Arkansas Higher Education Coordinating Board that its intercollegiate athletic program will generate sufficient revenues to meet expenditures or that any athletic deficit will be met by separate institutional board-sanctioned student athletic fees.

Institutions with intercollegiate athletic programs submitted ADHE Form 21-2, "Certification of Budgeted Athletic Revenues and Expenditures" and proper supporting documentation. ADHE finance staff verified that the athletic data submitted by the institutions matched the overall 2024-25 institutional operating budgets.

RESOLVED, That the Arkansas Higher Education Coordinating Board accepts the Certification of Intercollegiate Athletic Revenues and

Expenditures Budgeted for 2024-25 as prepared in accordance with Arkansas Higher Education Coordinating Board uniform accounting standards and definitions for athletic reporting.

There were no questions.

Lucas Pointer moved to recommend Agenda Item No. 1 to the full Board for consideration. Carolyn Rhinehart seconded, and the Committee unanimously approved.

Agenda Item No. 2
Recommendation for Distribution of Productivity Funding
For State-Supported Institutions of Higher Education

A.C.A. §6-61-234 directs the Arkansas Higher Education Coordinating Board (AHECB) to adopt polices developed by the Arkansas Division of Higher Education (ADHE) necessary to implement a productivity-based funding model for state-supported institutions of higher education.

RESOLVED, That the Arkansas Higher Education Coordinating Board adopts the recommendation for distribution of productivity funding to the Arkansas public institutions of higher education in the 2025-26 fiscal year as included in Table A.

FURTHER RESOLVED, That the Commissioner of the Arkansas Division of Higher Education is authorized to prepare appropriate documents for transmission to the Governor and the General Assembly of the 2025-26 productivity funding distribution recommendation of the Arkansas Higher Education Coordinating Board.

FURTHER RESOLVED, That should any errors of a technical nature be found in this recommendation, the Commissioner of the Arkansas Division of Higher Education is authorized to make appropriate corrections consistent with the policy established by the Board's action on these recommendations.

Dr. Jerry Cash asked if the institutions receive productivity funding every year. Nick Fuller explained that the institutions will continue to receive funding based on their productivity.

Dr. Katherine Dudley moved to recommend Agenda Item No. 2 to the full Board for consideration. Carolyn Rhinehart seconded, and the Committee unanimously approved.

Agenda Item No. 3
Recommendations for Educational and General Operations
State-Supported Institutions of Higher Education

A.C.A. §6-61-234 (Act 148 of 2017) directs the Arkansas Higher Education Coordinating Board (AHECB) to adopt polices developed by the Arkansas Division of Higher Education (ADHE) necessary to implement a productivity-based funding model for state-supported institutions of higher education. That language reads as follows:

RESOLVED, That the Arkansas Higher Education Coordinating Board adopts the recommendations for state funding of the educational and general operations of Arkansas public institutions of higher education in the 2025-26 fiscal year as included in Tables 03A, 03B, 03C, and 04D.

FURTHER RESOLVED, That the Commissioner of the Arkansas Division of Higher Education is authorized to prepare appropriate documents for transmission to the Governor and the General Assembly of the 2025-26 operating recommendations of the Arkansas Higher Education Coordinating Board.

FURTHER RESOLVED, That should any errors of a technical nature be found in these recommendations, the Commissioner of the Arkansas Division of Higher Education is authorized to make appropriate corrections consistent with the policy established by the Board's action on these recommendations.

There were no questions.

Lucas Pointer moved to recommend Agenda Item No. 3 to the full Board for consideration. Carolyn Rhinehart seconded, and the Committee unanimously approved.

Agenda Item No. 4
Personal Services Recommendations for
Non-Classified Personnel 2025-27 Biennium

A.C.A. §6-61-209 requires the Arkansas Higher Education Coordinating Board to present a consolidated budget request from the state-supported colleges and universities to the General Assembly and the Governor prior to each regular session of the General Assembly. As part of this process, the quantity of positions, titles, grades, and line-item maximum salaries for all administrative, academic, and auxiliary positions at each Arkansas public institution of higher education have been reviewed, and changes are recommended.

RESOLVED, That the Arkansas Higher Education Coordinating Board adopts the recommended number of positions, titles, grades, and maximum salaries for positions in academic, administrative, and

auxiliary positions for the 2025-27 Biennium as recommended by staff.

FURTHER RESOLVED, That the Commissioner of the Arkansas Division of Higher Education is authorized to make technical corrections consistent with Coordinating Board action.

FURTHER RESOLVED, That the Coordinating Board requests the Director to transmit the Personal Services recommendations to the Governor and the General Assembly for consideration for the 2025-27 Biennium.

Dr. Jerry Cash asked what happens if an institution wants to add a classified position. Mr. Fuller said that all positions on campuses are non-classified.

Carolyn Rhinehart moved to recommend Agenda Item No. 4 to the full Board for consideration. Dr. Katherine Dudley seconded, and the Committee unanimously approved.

Agenda Item No. 5
Economic Feasibility of Loan Issue
South Arkansas College

South Arkansas College (SAC) requests approval of the economic feasibility to secure a loan not to exceed \$4.0 million with a maximum term of twenty (20) years at an annual interest rate of approximately 7.5 percent. Proceeds from the loan will be used for educational and general (E&G) purposes. The South Arkansas College Board of Trustees approved this financing at its meeting on June 20, 2024.

The E&G issue will be up to \$4.0 million with a combined estimated annual debt service of \$386,685 and a term of twenty (20) years. Proceeds from the loan will be used to construct a new facility building to house Procurement, Maintenance, Custodial and Shipping & Receiving for the College. Coordinating Board policy regarding debt service for educational and general (E&G) projects provides that sales tax proceeds must be a minimum of 120 percent of the estimated annual debt service. The policy also states that a maximum of 25 percent of tuition and fee revenue may be pledged to debt service.

RESOLVED, That the Arkansas Higher Education Coordinating Board considers economically feasible plans for South Arkansas College to secure a loan in the amount not to exceed \$4.0 million with a maximum term of twenty (20) years at an annual interest rate of approximately 7.5 percent as requested by the institution to construct a new facility building to house Procurement, Maintenance, Custodial and Shipping and Receiving for the College.

FURTHER RESOLVED, That the Commissioner of the Arkansas Division of Higher Education is authorized to notify the President

and the Chair of the Board of Trustees of South Arkansas College of the Coordinating Board's resolution.

Considering the increase in online programs, Chair Bigger asked if new construction on campus is necessary.

Ann Southall, Vice President of Finance and Administration explained that SAC is removing two buildings and adding one structure.

Dr. Jerry Cash asked if the annual interest rate was going to be 7.06 percent. Ms. Southall said it will not exceed 7.06 percent. She noted that they do have a quote from a local bank of 5.5 percent.

Commissioner Warden said all signs indicate that SAC's interest rate will come in lower than projected.

Lucas Pointer moved to recommend Agenda Item No. 5 to the full Board for consideration. Dr. Katherine Dudley seconded, and the Committee unanimously approved.

Agenda Item No. 6
College Savings Bond Program
Community/Technical College Revolving Loan
Economic Feasibility of a Loan Issue
Arkansas State University - System

At its regular meeting on July 23, 1993, the State Board, acting under authority provided by Act 683 of 1989, as amended, established application procedures and criteria for the College Savings Bond Community/Technical College Revolving Loan Fund (CSB Loan Fund), including the method of establishing each loan's interest rate. The Higher Education Coordinating Board is requested to consider adjusting the interest rate calculation on these loans to ensure the lowest rate possible for qualifying institutions and for the approval of a request for a loan from the Arkansas State University System.

RESOLVED, That the Arkansas Higher Education Coordinating Board directs that the interest rates for loans made from the College Savings Bond Community/Technical College Revolving Loan Fund (CSB Loan Fund) be fixed at the yield rate of 0.2% in line with the interest rate charged against loans from the Sustainable Building Maintenance Loan Fund.

FURTHER RESOLVED, That the Arkansas Higher Education Coordinating Board considers economically feasible plans for Arkansas State University-System to secure a loan not to exceed \$2,900,000 with a term of ten (10) years at an annual interest rate not to exceed 0.2 percent to proceed with various critical and deferred maintenance, renovation, and other miscellaneous projects across the System.

FURTHER RESOLVED, That the Commissioner of the Arkansas Division of Higher Education is authorized to notify the President and the Chair of Arkansas State University-System of the Coordinating Board's resolution.

Dr. Jerry Cash asked why institutions refer to the revolving loan fund instead of selling bonds. Nick Fuller explained that ASU System is next in line to receive funds from the CSBRLF.

Chair Bigger asked the ASU System to explain their plans for the funds. Julie Bates, VP for Finance, said their board of trustees has approved a capital expense budget and those include maintenance, renovation, and other capital items.

Lucas Pointer moved to recommend Agenda Item No. 6 to the full Board for consideration. Dr. Katherine Dudley seconded, and the Committee unanimously approved.

Agenda Item No. 7
Report on Annual Review of Faculty Performance

Arkansas Code Annotated §6-63-104 and Arkansas Higher Education Coordinating Board (AHECB) policy require that each college and university conduct an annual performance review of faculty members. The Arkansas Division of Higher Education (ADHE) staff are also required to make an annual report to the Coordinating Board and Legislative Council. Each institution is required to submit a report to ADHE that describes the process followed during the 2023-2024 academic year. Institutional plans are on file with ADHE. Institutions are required to conduct rigorous, consistently applied, annual review of all faculty.

There were no questions.

Agenda Item No. 8
Academic Program Review

Arkansas Code §6-61-214 requires that the Arkansas Higher Education Coordinating Board (AHECB) review existing academic programs at Arkansas public colleges and universities to identify certificate and degree programs not meeting minimum standards of quality and to establish schedules for either resolving these concerns or removing the programs from the AHECB approved program inventory. The existing academic program review policies (AHECB Policy 5.2) were adopted in 1988 and revised in 1995 and 1998. Institutions have been submitting program reviews for more than 35 years.

Dr. Jerry Cash asked if institutions are getting any closer to coordinating their course numbering. Mr. Campbell said that course numbering is still an ongoing project.

Agenda Items No. 9 & 10
Arkansas Public Institutions
Letters of Notification and Letters of Intent

The Commissioner of the Arkansas Division of Higher Education approved institutional requests for new programs not requiring Board action unless further review is requested by the Board. During this period, the Institutional Certification Advisory Committee received notice of requests from Arkansas public institutions to offer degree programs. The program notice lists appear in the Arkansas Public Institutions Letters of Notification on pages 9-1 through 9-43 and in the Arkansas public institutions Letters of Intent on pages 10-1 of the agenda book.

There were no questions.

Agenda Items No. 11 & 12
Out-of-State and Arkansas Private Institutions
Letters of Notification and Letters of Intent

The Director of the Arkansas Division of Higher Education approved institutional requests for new programs not requiring Board action unless further review is requested by the Board. During this period, the Institutional Certification Advisory Committee received notice of requests from out-of-state and Arkansas private institutions to offer degree programs to Arkansas residents. The program notice lists appear in the Letters of Notification on pages 11-1 through 11-6 and in the Letters of Intent on page 12-1 of the agenda book.

There were no questions.

Agenda Item No. 13
Approval of Minutes

Dr. Katherine Dudley moved to approve Agenda Item No. 13, with the correction of the date listed in the minutes. Carolyn Rhinehart seconded the motion and the Board unanimously approved.

Agenda Item No. 14
Commissioner's Report

Commissioner Warden began by thanking the Coordinating Board and ADHE staff for all they do to help move education forward in Arkansas. He also thanked President Houston Davis and UCA for hosting the Coordinating Board meeting.

Institutional Changes

Southern Arkansas University announced the appointment of Dr. Bruno Hicks as its 13th president, effective June 17, 2024. Dr. Hicks previously served as the provost and vice president of academic affairs at Dalton State College (DSC).

Dr. Andrea Stewart has been named interim chancellor at the University of Arkansas at Pine Bluff (UAPB) beginning July 1. Dr. Stewart currently serves as UAPB's provost and vice chancellor for academic affairs.

SEARK announced the appointment of Dr. Tyrone Jackson as the college's next President, effective July 1, 2024. Dr. Jackson, previously served as the President at Mississippi Delta Community College in Mississippi.

Dr. Stephanie Tully-Dartez has been announced as South Arkansas College's next president. Having served as Interim President of SouthArk since August 2023, Dr. Tully-Dartez will assume her role as President of SouthArk, effective July 1.

Stacking Policy

A group of financial aid professionals from across the state met to review the state's stacking policy. This policy focuses on how institutions award federal, state, institutional, and private scholarships. The goal is to structure the policy to maximize scholarship dollars to students.

IT Collection of Non-credit Workforce Education and Training

The ADHE Data Team hosted several information meetings recently, including four in-person workshops and one online workshop for more than 80 institutional non-credit workforce staff to review the significant changes to the Arkansas Higher Education Information System (AHEIS) Non-Credit Workforce Reporting requirements. In addition, the annual AHEIS Update Meeting was held at UAPTC for those involved with mandated state reporting.

HIRED Grant

The Workforce Initiative Act of 2015 (A.C.A. § 6-60-107) established a grant program to evaluate and address Arkansas' workforce training needs and provide dedicated funding for state and regional industry-sector driven partnerships and data-driven education and workforce training programs. Preparing and encouraging Arkansans to pursue high-demand jobs is essential to building a skilled and employment-ready workforce.

ADHE and the Arkansas Department of Commerce (ACOM) announce a competitive Request for Proposals (RFP) designed to invest in strategic workforce training focus areas aligned with the Arkansas Workforce Strategy with up to \$88M of total funds available through ADHE Workforce Initiative grant funding and American Rescue Plan Act (ARPA) funds.

Commissioner Warden thanked Dr. Tina Moore for her work with the HIRED Grants.

Standardizing AI in Arkansas Higher Education

ADHE is working with institutions to discuss how to approach AI in the classrooms that works to our benefit but does not sacrifice our integrity. Mason Campbell will lead that team and we welcome suggestions on how to approach this subject.

Agenda Item No. 15
Concurrent Enrollment Policy Updates

Mason Campbell presented updates on the AHECB Concurrent Enrollment Policy. Arkansas law allows for the enrollment of high school students in college-level courses under certain conditions. Concurrent enrollment allows students to obtain credit toward a high school diploma at the same time they earn college credit.

The concurrent enrollment policy was first approved by the Arkansas Higher Education Coordinating Board (AHECB) in October 1998 with the latest revision in 2017.

RESOLVED, That the Arkansas Higher Education Coordinating Board approves the policy amendment on concurrent enrollment effective Fall 2024. The concurrent enrollment policy outlines the guidelines for concurrent program participation; however, Arkansas state-supported colleges and universities are not required to participate in a concurrent enrollment program; and a high school/school district may choose to partner with more than one Arkansas college/university for concurrent courses.

FURTHER RESOLVED, That any Arkansas state-supported college or university that chooses to participate in a concurrent enrollment program with a public school district, private high school, or home-school student shall implement and administer the concurrent program in accordance with the policies of the Arkansas Higher Education Coordinating Board and the rules of the Arkansas State Board of Education.

FURTHER RESOLVED, That the Coordinating Board instructs the Director of the Arkansas Department of Higher Education to provide a copy of the amended policy to presidents and chancellors, academic affairs officers, students affairs officers, and institutional research officers at Arkansas state-supported colleges and universities.

Dr. Jerry Cash asked Mason Campbell to explain what a blended course is. Campbell said a blended course is when AP and Concurrent Courses are done at the same time in the same course.

Lucas Pointer asked if this would change the ways concurrent students are recognized in the funding model. Campbell said it would not.

Dr. Katherine Dudley asked if it was possible to assign a weighted grade for a concurrent credit and then it not be weighted at the university level. Campbell said it is.

Carolyn Rhinehart moved to approve Agenda Item No. 15. Dr. Katherine Dudley seconded the motion and the Board unanimously approved.

Agenda Items No. 16 - 22

Rules Governing:

Arkansas Teacher Academy Scholarship Program
Arkansas Concurrent Challenge Scholarship
Arkansas Future Grant Program
Arkansas Governor's Scholars Program
Arkansas Workforce Challenge Scholarship Program
Arkansas Higher Education Transition Scholarship Program
Productivity Funding Distribution Policy

Alisha Lewis presented summary information on policies that were up for final approval.

There were no questions.

Carolyn Rhinehart moved to approve Agenda Items No. 16 - 22. Dr. Katherine Dudley seconded the motion and the Board unanimously approved.

Agenda Item No. 23

Policy Amendment: Sustainable Building
Maintenance Revolving Loan Fund Rules

In compliance with Act 751 of 2023, the rules for the Sustainable Building Maintenance Program for State-Supported Institutions of Higher Education are presented to the Arkansas Higher Education Coordinating Board (AHECB) for final approval.

RESOLVED, That the Arkansas Higher Education Coordinating Board reviews the rules presented in this agenda item for the Sustainable Building Maintenance Program for State-Supported Institutions of Higher Education to be administered by the Arkansas Division of Higher Education.

FURTHER RESOLVED, That the Commissioner of the Arkansas Division of Higher Education or his designee is authorized to make technical changes and corrections, when necessary, in the program rules for the Sustainable Building Maintenance Program for State-Supported Institutions of Higher Education.

FURTHER RESOLVED, That the Sustainable Building Maintenance Program for State-Supported Institutions of Higher Education rules be approved.

There were no questions.

Lucas Pointer moved to approve Agenda Item No. 23. Carolyn Rhinehart seconded the motion and the Board unanimously approved.

Agenda Items No. 24 - 29
Rules Governing:
Military Dependents' Scholarship Program
Financial Aid Appeals Process
State Teacher Education Program
Teacher Opportunity Program
Washington Center Scholarship
Law Enforcement Officers' Dependents Scholarship Program

Alisha Lewis presented information on policies that were up for initial approval.

There were no questions.

Dr. Katherine Dudley moved to approve Agenda Items No. 24 - 29. Lucas Pointer seconded the motion and the Board unanimously approved.

Report of the Committees

Chair Graycen Bigger presented the report of the Finance Committee and moved approval of Agenda Items 1 - 6. Lucas Pointer seconded, and the board unanimously approved.

The Academic Committee reviewed information Items 7 – 12. There were no action items to approve.

Remarks by Presidents/Chancellors and Guest

The next quarterly meeting will be held on October 25, 2024, at the University of Arkansas Community College at Batesville, at 9:00 a.m.

With no further comments, the meeting was adjourned at 11:06 a.m.

SUBMITTED BY:

Nichole Abernathy

APPROVED:

Dr. Kyle Miller, Secretary

**ARKANSAS HIGHER EDUCATION COORDINATING BOARD
Special Meeting
September 9, 2024**

Minutes of Meeting

The September 9, 2024, special meeting of the Arkansas Higher Education Coordinating Board (AHECB) was via zoom. Chair Graycen Bigger called the meeting to order at 1:00 p.m., with a quorum present.

Coordinating Board present:

Graycen Bigger, Chair
Dr. Jerry Cash, Vice Chair
Dr. Kyle Miller, Secretary
Dr. Jim Carr
Chad Hooten
Heather Maxey
Lucas Pointer

Coordinating Board absent:

Dr. Katherine Dudley
Carolyn Rhinehart

Presidents, chancellors, institutional representatives, members of the press, ADHE staff and guests were also present.

Commissioner Warden thanked the Coordinating Board for calling a special meeting to approve ADHE’s financial aid rules. Chair Bigger said she is happy to help put scholarships in the hands of young Arkansans.

**Agenda Item No. 1
Rules Governing the Sustainable Building Maintenance Programs
for State-Supported Institutions of Higher Education**

In compliance with Act 751 of 2023, the rules for the Sustainable Building Maintenance Program for State-Supported Institutions of Higher Education are presented to the Arkansas Higher Education Coordinating Board (AHECB) for final approval.

RESOLVED, That the Arkansas Higher Education Coordinating Board reviews the rules presented in this agenda item for the Sustainable Building Maintenance Program for State-Supported Institutions of Higher Education to be administered by the Arkansas Division of Higher Education.

FURTHER RESOLVED, That the Commissioner of the Arkansas Division of Higher Education or his designee is authorized to make technical changes and corrections, when necessary, in the program rules for the Sustainable Building Maintenance Program for State-Supported Institutions of Higher Education.

FURTHER RESOLVED, That the Sustainable Building Maintenance Program for State-Supported Institutions of Higher Education rules be approved.

There were no questions.

Dr. Jim Carr moved to approve Agenda Item No. 1. Chad Hooten seconded the motion and the Board unanimously approved.

Agenda Item No. 2
Rules Governing the Military Dependents'
Scholarship Program

In compliance with Act 413 of 2023, the rules for the Military Dependents' Scholarship Program are presented to the Arkansas Higher Education Coordinating Board (AHECB) for final approval.

RESOLVED, That the Arkansas Higher Education Coordinating Board reviews the rules presented in this agenda item for the Military Dependents' Scholarship Program to be administered by the Arkansas Division of Higher Education.

FURTHER RESOLVED, That the Commissioner of the Arkansas Division of Higher Education or his designee is authorized to make technical changes and corrections, when necessary, in the program rules for the Military Dependents' Scholarship Program.

FURTHER RESOLVED, That the Military Dependents' Scholarship Program rules be approved.

There were no questions.

Dr. Jerry Cash moved to approve Agenda Item No. 2. Dr. Kyle Miller seconded the motion and the Board unanimously approved.

Agenda Item No. 3
Rules Governing the Financial Aid Appeals Process

In compliance with Act 244 of 2023, the rules for the Financial Aid Appeals Process are presented to the Arkansas Higher Education Coordinating Board (AHECB) for final approval.

RESOLVED, That the Arkansas Higher Education Coordinating Board reviews the rules presented in this agenda item for the Financial Aid Appeals Process to be administered by the Arkansas Division of Higher Education.

FURTHER RESOLVED, That the Commissioner of the Arkansas Division of Higher Education or his designee is authorized to make technical changes and corrections, when necessary, in the program rules for the Financial Aid Appeals Process.

FURTHER RESOLVED, That the Financial Aid Appeals Process rules be approved.

Dr. Jerry Cash asked who serves on the Appeals Committee and if there is a set number of members.

Alisha Lewis said there are representatives from the Student Loan Authority, the Division of Higher Education, the public sector, and institutional representatives. She noted there is not a set number.

Dr. Cash asked how the appeals process works. Mrs. Lewis said once a student completes the application for an appeal, the committee meets to review all the supplemental documentation. Then an informed decision is made regarding the student's eligibility.

Dr. Jerry Cash moved to approve Agenda Item No. 3. Dr. Kyle Miller seconded the motion and the Board unanimously approved.

Agenda Item No. 4
Rules Governing the State Teacher Education Program

In compliance with Act 237 (Section 56) of 2023, the rules for the State Teacher Education Program are presented to the Arkansas Higher Education Coordinating Board (AHECB) for final approval.

RESOLVED, That the Arkansas Higher Education Coordinating Board reviews the rules presented in this agenda item for the State Teacher Education Program to be administered by the Arkansas Division of Higher Education.

FURTHER RESOLVED, That the Commissioner of the Arkansas Division of Higher Education or his designee is authorized to make technical changes and corrections, when necessary, in the program rules for the State Teacher Education Program.

FURTHER RESOLVED, That the State Teacher Education Program rules be approved.

There were no questions.

Dr. Jerry Cash moved to approve Agenda Item No. 4. Dr. Kyle Miller seconded the motion and the Board unanimously approved.

Agenda Item No. 5
Rules Governing the Teacher Opportunity Program

In compliance with Act 413 of 2023, the rules for the Teacher Opportunity Program are presented to the Arkansas Higher Education Coordinating Board (AHECB) for final approval.

RESOLVED, That the Arkansas Higher Education Coordinating Board reviews the rules presented in this agenda item for the Teacher Opportunity Program to be administered by the Arkansas Division of Higher Education.

FURTHER RESOLVED, That the Commissioner of the Arkansas Division of Higher Education or his designee is authorized to make technical changes and corrections, when necessary, in the program rules for the Teacher Opportunity Program.

FURTHER RESOLVED, That the Teacher Opportunity Program rules be approved.

There were no questions.

Dr. Jerry Cash moved to approve Agenda Item No. 5. Dr. Kyle Miller seconded the motion and the Board unanimously approved.

Agenda Item No. 6
Rules Governing the Washington Center Scholarship

In compliance with Act 413 of 2023, the rules for the Washington Center Scholarship are presented to the Arkansas Higher Education Coordinating Board (AHECB) for final approval.

RESOLVED, That the Arkansas Higher Education Coordinating Board reviews the rules presented in this agenda item for the Washington Center Scholarship to be administered by the Arkansas Division of Higher Education.

FURTHER RESOLVED, That the Commissioner of the Arkansas Division of Higher Education or his designee is authorized to make technical changes and corrections, when necessary, in the program rules for the Washington Center Scholarship.

FURTHER RESOLVED, That the Washington Center Scholarship rules be approved.

There were no questions.

Dr. Jerry Cash moved to approve Agenda Item No. 6. Dr. Kyle Miller seconded the motion and the Board unanimously approved.

Agenda Item No. 7
Rules Governing the Law Enforcement Officers'
Dependents Scholarship Program

In compliance with Act 413 of 2023, the rules for the Law Enforcement Officers' Dependents Scholarship Program are presented to the Arkansas Higher Education Coordinating Board (AHECB) for final approval.

RESOLVED, That the Arkansas Higher Education Coordinating Board reviews the rules presented in this agenda item for the Law Enforcement Officers' Dependents Scholarship Program to be administered by the Arkansas Division of Higher Education.

FURTHER RESOLVED, That the Commissioner of the Arkansas Division of Higher Education or his designee is authorized to make technical changes and corrections, when necessary, in the program rules for the Law Enforcement Officers' Dependents Scholarship Program.

FURTHER RESOLVED, That the Law Enforcement Officers' Dependents Scholarship Program rules be approved.

There were no questions.

Dr. Jerry Cash moved to approve Agenda Item No. 7. Dr. Kyle Miller seconded the motion and the Board unanimously approved.

Agenda Item No. 8
Rules Governing the Osteopathic Rural Medical Practice
Student Loan and Scholarship Program

In compliance with Act 857 of 2019 and Act 725 of 2023, the rules for the Osteopathic Rural Medical Practice Student Loan and Scholarship Board are presented to the Arkansas Higher Education Coordinating Board (AHECB) for initial approval.

RESOLVED, That the Arkansas Higher Education Coordinating Board reviews the rules presented in this agenda item for the Osteopathic Rural Medical Practice Student Loan and Scholarship Board to be administered by the Arkansas Division of Higher Education.

FURTHER RESOLVED, That the Commissioner of the Arkansas Division of Higher Education or his designee is authorized to make technical changes and corrections, when necessary, in the program

rules for the Osteopathic Rural Medical Practice Student Loan and Scholarship Board.

FURTHER RESOLVED, That the Osteopathic Rural Medical Practice Student Loan and Scholarship Board rules be approved for public comment release.

There were no questions.

Dr. Jerry Cash moved to approve Agenda Item No. 8. Lucas Pointer seconded the motion and the Board unanimously approved.

Agenda Item No. 9
Rules Governing the Arkansas Geographical
Critical Needs Scholarship Program

In compliance with Act 413 of 2023, the rules for the Arkansas Geographical Critical Needs Minority Teacher Scholarship Program are presented to the Arkansas Higher Education Coordinating Board (AHECB) for initial approval.

RESOLVED, That the Arkansas Higher Education Coordinating Board reviews the rules presented in this agenda item for the Arkansas Geographical Critical Needs Minority Teacher Scholarship Program to be administered by the Arkansas Division of Higher Education.

FURTHER RESOLVED, That the Commissioner of the Arkansas Division of Higher Education or his designee is authorized to make technical changes and corrections, when necessary, in the program rules for the Arkansas Geographical Critical Needs Minority Teacher Scholarship Program.

FURTHER RESOLVED, That the Arkansas Geographical Critical Needs Minority Teacher Scholarship Program rules be approved for public comment release.

There were no questions.

Dr. Jerry Cash moved to approve Agenda Item No. 9. Lucas Pointer seconded the motion and the Board unanimously approved.

Agenda Item No. 10
Rules Governing the Emergency Response Equipment
at Institutions of Higher Education

In compliance with Act 737 and 811 of 2023, the rules for the Emergency Response Equipment and Training at Arkansas Institutions of Higher Education are presented to the Arkansas Higher Education Coordinating Board (AHECB) for initial approval.

RESOLVED, That the Arkansas Higher Education Coordinating Board reviews the rules presented in this agenda item for the Emergency Response Equipment and Training at Arkansas Institutions of Higher Education to be administered by the Arkansas Division of Higher Education.

FURTHER RESOLVED, That the Commissioner of the Arkansas Division of Higher Education or his designee is authorized to make technical changes and corrections, when necessary, in the program rules for the Emergency Response Equipment and Training at Arkansas Institutions of Higher Education.

FURTHER RESOLVED, That the Emergency Response Equipment and Training at Arkansas Institutions of Higher Education rules be approved for public comment release.

There were no questions.

Dr. Jerry Cash moved to approve Agenda Item No. 10. Lucas Pointer seconded the motion and the Board unanimously approved.

Agenda Item No. 11
Rules Governing the Student Undergraduate
Research Fellowship Program

In compliance with Act 413 and 870 of 2023, the rules for the Student Undergraduate Research Fellowship are presented to the Arkansas Higher Education Coordinating Board (AHECB) for initial approval.

RESOLVED, That the Arkansas Higher Education Coordinating Board reviews the rules presented in this agenda item for the Student Undergraduate Research Fellowship to be administered by the Arkansas Division of Higher Education.

FURTHER RESOLVED, That the Commissioner of the Arkansas Division of Higher Education or his designee is authorized to make technical changes and corrections, when necessary, in the program rules for the Student Undergraduate Research Fellowship.

FURTHER RESOLVED, That the Student Undergraduate Research Fellowship rules be approved for public comment release.

There were no questions.

Dr. Jerry Cash moved to approve Agenda Item No. 11. Lucas Pointer seconded the motion and the Board unanimously approved.

Agenda Item No. 12
Rules Governing the Uniform Course Credit
for Institutions of Higher Education

In compliance with Act 413 of 2023, the rules for the Uniform Course Credit for Institutions of Higher Education are presented to the Arkansas Higher Education Coordinating Board (AHECB) for initial approval.

RESOLVED, That the Arkansas Higher Education Coordinating Board reviews the rules presented in this agenda item for the Uniform Course Credit for Institutions of Higher Education to be administered by the Arkansas Division of Higher Education.

FURTHER RESOLVED, That the Commissioner of the Arkansas Division of Higher Education or his designee is authorized to make technical changes and corrections, when necessary, in the program rules for the Uniform Course Credit for Institutions of Higher Education.

FURTHER RESOLVED, That the Uniform Course Credit for Institutions of Higher Education rules be approved for public comment release.

There were no questions.

Dr. Jerry Cash moved to approve Agenda Item No. 12. Lucas Pointer seconded the motion and the Board unanimously approved.

Agenda Item No. 13
Rules Governing the Arkansas Academic Challenge
Scholarship Program

In compliance with Acts 413, 438, 539 of 2023, the rules for the Arkansas Academic Challenge Scholarship are presented to the Arkansas Higher Education Coordinating Board (AHECB) for initial approval.

RESOLVED, That the Arkansas Higher Education Coordinating Board reviews the rules presented in this agenda item for the Arkansas Academic Challenge Scholarship to be administered by the Arkansas Division of Higher Education.

FURTHER RESOLVED, That the Commissioner of the Arkansas Division of Higher Education or his designee is authorized to make technical changes and corrections, when necessary, in the program rules for the Arkansas Academic Challenge Scholarship.

FURTHER RESOLVED, That the Arkansas Academic Challenge Scholarship rules be approved for public comment release.

There were no questions.

Dr. Jerry Cash moved to approve Agenda Item No. 13. Lucas Pointer seconded the motion and the Board unanimously approved.

Agenda Item No. 14
Rules Governing the Arkansas Workforce Challenge
Scholarship Program

In compliance with Acts 413 and 539 of 2023, the rules for the Arkansas Workforce Challenge Scholarship are presented to the Arkansas Higher Education Coordinating Board (AHECB) for final approval.

RESOLVED, That the Arkansas Higher Education Coordinating Board reviews the rules presented in this agenda item for the Arkansas Workforce Challenge Scholarship to be administered by the Arkansas Division of Higher Education.

FURTHER RESOLVED, That the Commissioner of the Arkansas Division of Higher Education or his designee is authorized to make technical changes and corrections, when necessary, in the program rules for the Arkansas Workforce Challenge Scholarship.

FURTHER RESOLVED, That the Arkansas Workforce Challenge Scholarship rules be approved.

Chair Bigger said that since private institutions are now allowed to receive Workforce Challenge funds, she wondered if ADHE staff are concerned about running out of funds.

Mrs. Lewis said currently it is not a concern because there are excess funds. She also noted that presently none of the private institutions meet all the criteria to receive funds for the Workforce Challenge scholarship.

Dr. Jim Carr moved to approve Agenda Item No. 14. Heather Maxey seconded the motion and the Board unanimously approved.

Agenda Item No. 15
Rules Governing the Arkansas Concurrent
Challenge Scholarship Program

In compliance with Acts 413, 386, and 539 of 2023, the rules for the Arkansas Concurrent Challenge Scholarship are presented to the Arkansas Higher Education Coordinating Board (AHECB) for final approval.

RESOLVED, That the Arkansas Higher Education Coordinating Board reviews the rules presented in this agenda item for the Arkansas

Concurrent Challenge Scholarship to be administered by the Arkansas Division of Higher Education.

FURTHER RESOLVED, That the Commissioner of the Arkansas Division of Higher Education or his designee is authorized to make technical changes and corrections, when necessary, in the program rules for the Arkansas Concurrent Challenge Scholarship.

FURTHER RESOLVED, That the Arkansas Concurrent Challenge Scholarship rules be approved for final approval.

Dr. Jim Carr moved to approve Agenda Item No. 15. Heather Maxey seconded the motion and the Board unanimously approved.

Remarks by Presidents/Chancellors and Guest

The next quarterly meeting will be held on October 25, 2024, at the University of Arkansas Community College in Batesville, at 9:00 a.m.

With no further comments, the meeting was adjourned at 1:22 p.m.

SUBMITTED BY:

Nichole Abernathy

APPROVED:

Dr. Kyle Miller, Secretary

Agenda Item No. 16
Higher Education Coordinating Board
October 25, 2024

**APPOINTMENT OF NOMINATING COMMITTEE
FOR 2025-26 BOARD OFFICERS**

Chair Graycen Bigger will appoint members of the Arkansas Higher Education Coordinating Board nominating committee at the October 25, 2024, meeting. The nominating committee will recommend Board officers for 2025-26 at the January 24, 2025, meeting.

HIGHER EDUCATION COORDINATING BOARD 2025 MEETING SCHEDULE

The Arkansas Higher Education Coordinating Board meets quarterly to act upon Board initiatives and to respond to campus proposals. The proposed 2025 schedule for these regular quarterly meetings follows:

January 24, 2025	Arkansas Tech University Russellville
April 25, 2025	Southern Arkansas University Magnolia
July 25, 2025	UA Pulaski Technical College North Little Rock
October 24, 2025	Arkansas State University Beebe

The following resolution is suggested:

RESOLVED, That the Arkansas Higher Education Coordinating Board agrees to the following dates for regular quarterly meetings during 2025: January 24, April 25, July 25, and October 24.

FURTHER RESOLVED, That the Board expresses its appreciation and accepts the invitations to meet in January at Arkansas Tech University in Russellville, in April at Southern Arkansas University in Magnolia, in July at the University of Arkansas Pulaski Technical College in North Little Rock, and in October at Arkansas State University in Beebe.

REPORT OF THE COMMISSIONER

SHEEO Higher Education Policy Conference

Several ADHE staff attended the 2024 SHEEO Higher Education Policy Conference on Aug. 5-8, in Washington, D.C. Higher education officials, policymakers and researchers also attended the conference, which highlighted crucial issues and policy considerations states must address to build and sustain excellent systems of higher education.

Presenters included ADHE's Mason Campbell and Tracy Harrell. Together with representatives from the NorthWest Arkansas Community College and the Center for the Analysis of Postsecondary Readiness, they shared experiences supporting, implementing, and researching multiple measures assessment as a more equitable approach to college placement.



Pictured (left to right): Sharon Fox, NWACC Dean of Communications and Art; Tracy Harrell, ADHE Chief Program Development Officer; Mason Campbell, ADHE Chief Academic Officer; Hollie Daniels, CCRC Research Associate; and, Dan Cullinan, MDRC Senior Research Associate.

UA Global Campus Visit



Pictured (left to right): Tara Dryer, Mason Campbell, Toby Teeter, Alisha Lewis, Patti Milner, Ken Warden, and Cheryl Ann Murphy

On August 23, Commissioner Ken Warden, Mason Cambell, and Alisha Lewis visited with University of Arkansas representatives to discuss the future of workforce development and creating new opportunities for Arkansans, both on campus and across the state. Several topics were discussed during the meeting, including available professional and workforce classes, upcoming free biomanufacturing workforce training, the Collaborative (U of A’s research presence and innovation catalyst in Bentonville), and the I-49 Corridor Workforce Summit in October.

AEDCE on Track Conference

On August 26, Commissioner Warden and AHECB Chair Graycen Bigger participated in the Arkansas Economic Developers and Chamber Executives (AEDCE) conference geared towards chamber and economic development professionals.



Commissioner Tours ASU-Beebe Campuses

On September 5, Commissioner Warden toured the ASU-Beebe campuses as part of his commitment to visit every Arkansas higher education institution.

Hosted by ASU-Beebe Chancellor Dr. Jennifer Methvin, Warden toured the Searcy Campus, explored classrooms and programs, and engaged with faculty and staff at both their Heber Springs and Beebe campuses. During his forums, Warden shared valuable insights on higher education in Arkansas and took time to interact with employees. Warden was also encouraged to learn more about how ASU-Beebe campuses serve their students and the state of Arkansas.



National Guard Collaborations

On September 10, Commissioner Warden and ADHE staff met with Brigadier General Chad Bridges and members of the Arkansas National Guard to discuss potential higher education collaborations and programs to help pay for college.

Currently, ADHE offers the National Guard Tuition Waiver (NGTW) which helps pay tuition and mandatory fees for Air and Army National Guard members. There are no minimum or maximum hours and the tuition waiver will cover up to 120 hours. NGTW is a last dollar scholarship meaning, all other free money must be applied to a student's tuition and fee's before NGTW can be applied.

ADHE also offers the Military Dependents Scholarship (MDS), which provides a waiver of tuition, fees, room and board at any public or private college, university, or technical institute in Arkansas for dependents and spouses of Arkansans who were killed or missing in action or who were prisoners of war or who are totally and permanently disabled.



Pictured (left to right): Josue Ramirez, Jeff Wood, Lieutenant Colonel Glover, Brigadier General Bridges, Captain Miller, Commissioner Ken Warden, Brigadier General Henderson and Nick Fuller

SHEEO Site Visit

On September 25, State Higher Education Executive Officers Association Representatives Jessica Colorado and Tom Harnisch met with ADHE leadership to discuss current projects and topics of importance for Arkansas higher education.



Pictured (L-R): Tom Harnisch, Nick Fuller, Dr. Ken Warden, Jessica Colorado, Mason Campbell, Alisha Lewis, Nichole Abernathy, and Sonia Hazelwood

Academic Affairs Officers Meet to Discuss Academic Policies

On September 27, ADHE staff members welcomed Chief Academic Officers (CAO) and Chief Student Affairs Officers (CSAO) to discuss numerous issues including academic program changes, minors and concentrations, productivity funding, placement plans as well as concurrent programs. The CAO/CSAO quarterly meetings assemble a comprehensive list of the most effective policies, programs and practices that can be employed on our campuses to foster greater student success.



ANNUAL REPORT OF CREDENTIALS AWARDED

Every year colleges and universities submit a Graduated Student File to the Arkansas Higher Education Information System (AHEIS). This file contains a record for every **credit** certificate and degree awarded to students by the institution between July 1st and June 30th of each year. This year’s annual report includes academic year 2024 credentials awarded between July 1, 2023 and June 30, 2024.

Statewide Trends

In academic year 2024, Arkansas higher education institutions reported 52,773 credentials were awarded to 42,325 students. This was a 5.4% increase in the number of credentials and 4.6% increase in the number of unduplicated students receiving those credentials. Prior to 2024, the number of students receiving credentials had remained consistent for the past five years running just above 40,000, but 2024 showed solid improvement with institutions reporting an increase of almost 2,000 recipients over 2023. Comparing 2024 to 2015, the number of credentials awarded has increased more than 10,000 and the number of students receiving those credentials has increased more than 5,000.

The increase in total credentials is due to a rise in awards in several degree levels at both public 2-year and 4-year institutions.

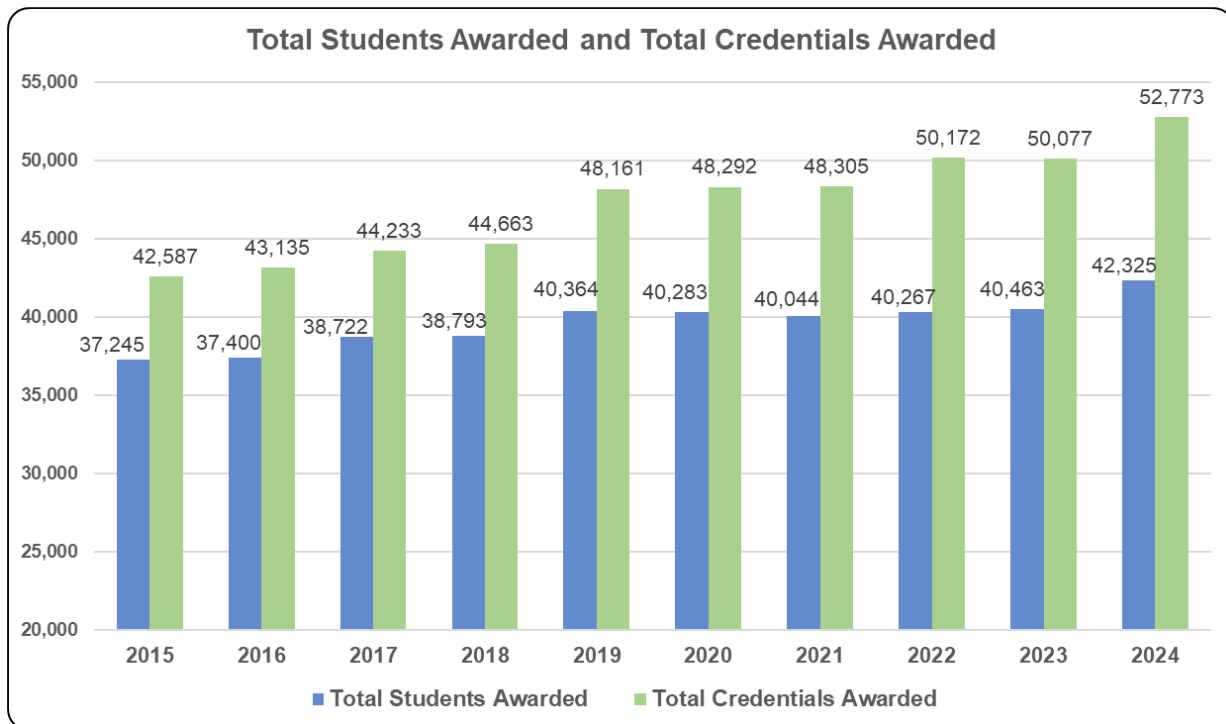


Chart 19-1: Statewide Trends

When looking at statewide undergraduate credential trends for the past six years, there have been some notable shifts in several degree levels. Chart 19-2 includes awards from both public and private/independent colleges and universities and includes the 2019 academic year, which is the last year that was not impacted by the Covid-19 pandemic.

- The number of Certificates of Proficiency awarded across the state continued its upward trend increasing 5.3%. This does include CPs of less than 9 credit hours (Basic Certificates).
- Technical Certificate awards in 2024 increased 3.5% compared to 2023, but TCs haven't shown the same rapid growth the Certificates of Proficiency have had the past three academic years.
- 11,563 Associate Degrees were awarded in the 2024 academic year, which is a notable 11.6% increase over 2023.
- In 2021, 16,947 Bachelor's Degrees were awarded, which is the most ever, however, declines were reported the past three academic years, including a modest -0.8% decline for 2024.
- Undergraduate Credentials awarded statewide represent about 81% of total credentials awarded each academic year.

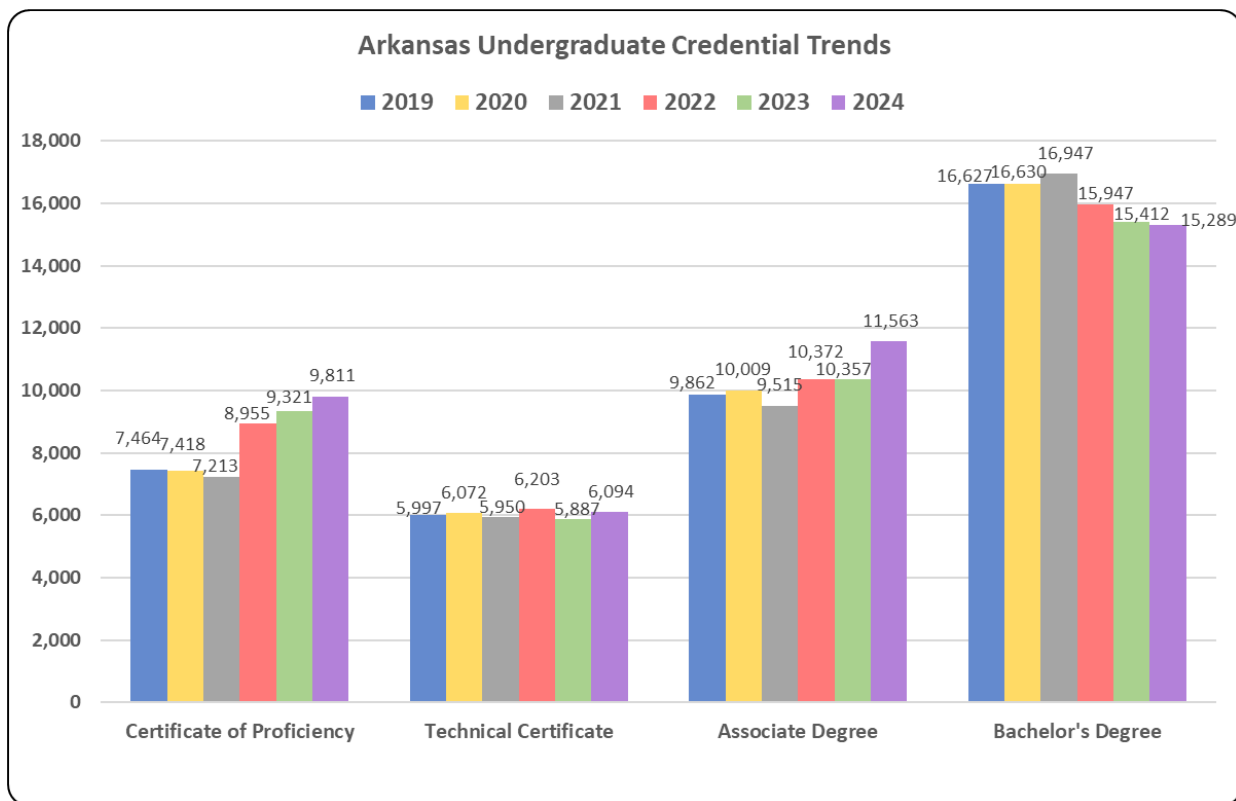


Chart 19-2: Statewide Undergraduate Credential Trends

Chart 19-3 below includes graduate level awards for the past six years from both public and private/independent universities, including the 2019 academic year, which is the last year that was not impacted by the Covid-19 pandemic.

- Each graduate credential level reported considerable increases for the 2024 academic year.
- The Post-Baccalaureate Certificates reported a 37.5% increase in 2024.
- Post-Masters/Specialist awards increased from 600 in academic year 2023 to 706 in 2024. This is a 17.7% increase.
- Doctoral awards, including both research and professional practice awards, recovered from a decline for 2023, and reported a 16.5% improvement for academic year 2024.
- Graduate Credentials awarded statewide represent about 19% of total credentials awarded each academic year.

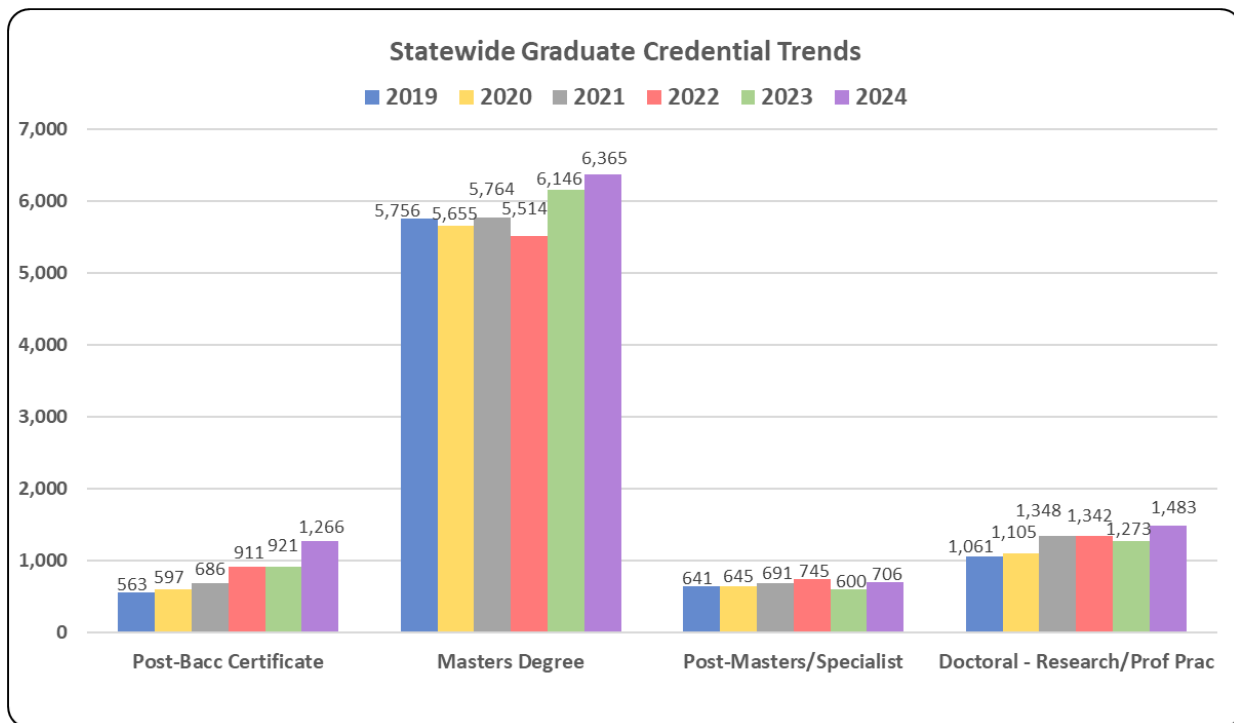


Chart 19-3: Statewide Graduate Credential Trends

Trends by Institution Type

Chart 19-4 provides five-year trends by institution type. The public 4-year universities consistently award 55% of the total statewide credentials. The public 2-year colleges award about 37%, the private/independent colleges and universities award 6% and the two nursing schools and one technical institute about 1% of the total statewide credentials.

- Public 4-year universities reported a 6.5% increase in credentials awarded comparing academic year 2024 to 2023.
- Public 2-year colleges reported a 4.5% increase in total awards from academic year 2023 to 2024.
- Private/Independent institutions reported a slight 0.6% increase in total awards from 2023 to 2024.
- The two nursing schools and one technical institute reported an 11.1% increase in total awards from 2023 to 2024. Counts are not included in the chart, but 470 credentials were awarded in academic year 2023 compared to 522 credentials awarded in academic year 2024.

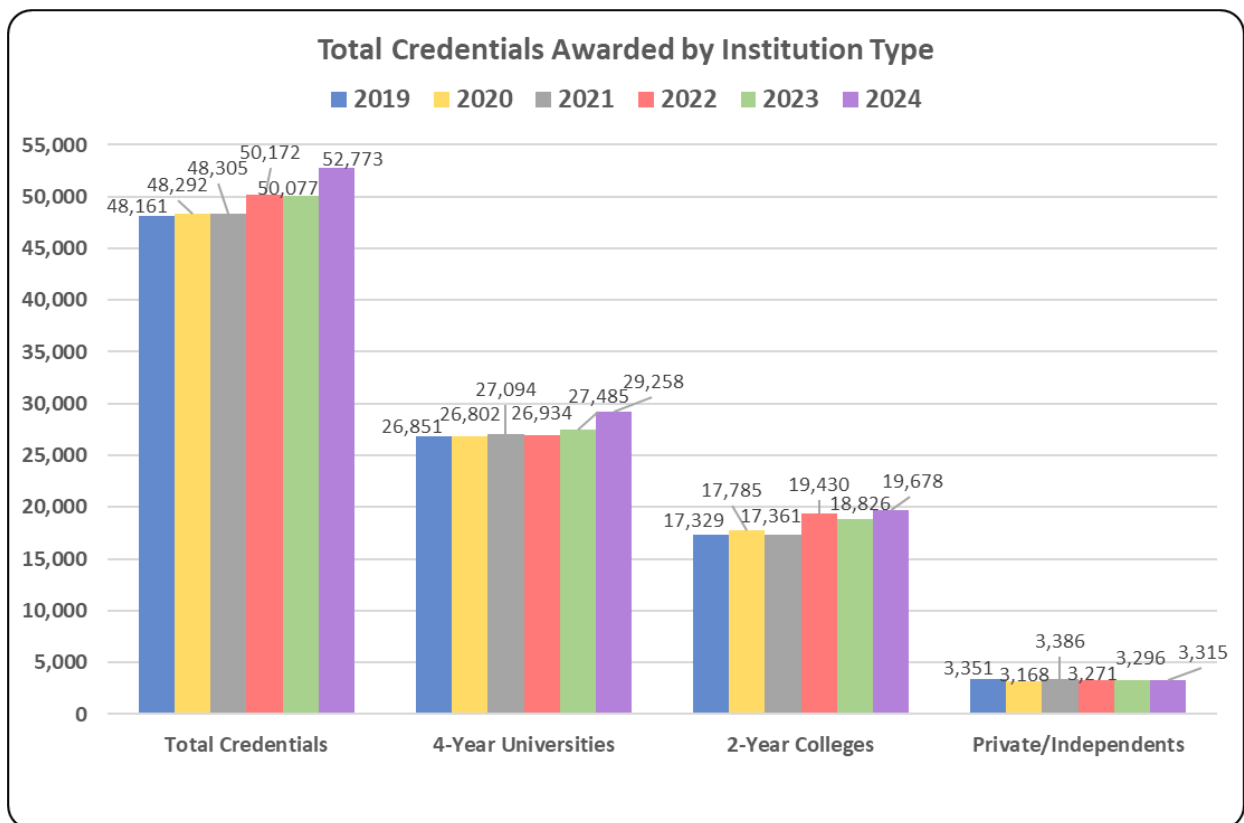


Chart 19-4: Six-Year History of Credentials Awarded by Institution Type

Charts 19-5 through charts 19-11 provide ten-year trends of certificates and degrees awarded by our Public 4-Year Universities. All charts on this page have the same Y-axis scale to assist with comparisons between award levels.

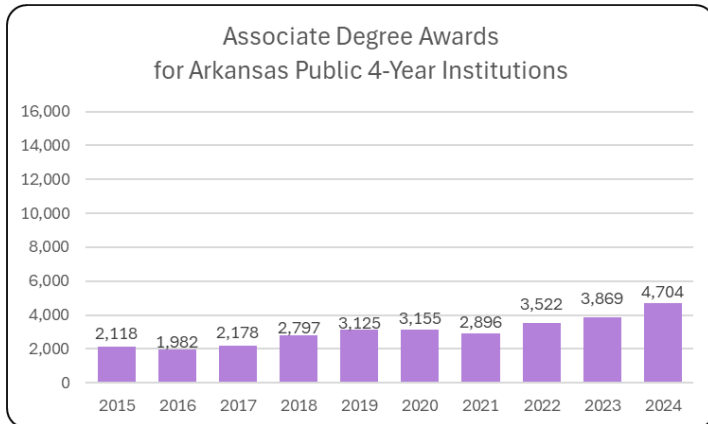


Chart 19-5: Ten-Year Trend of Associate Degrees

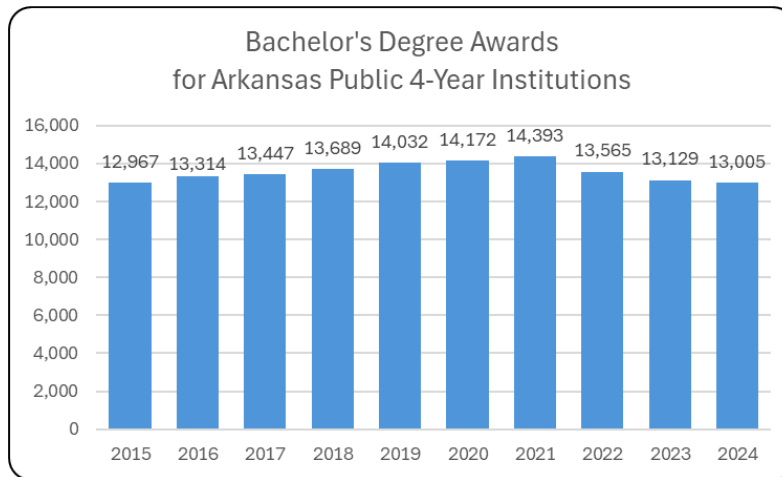


Chart 19-6: Ten-Year Trend of Bachelor's Degrees

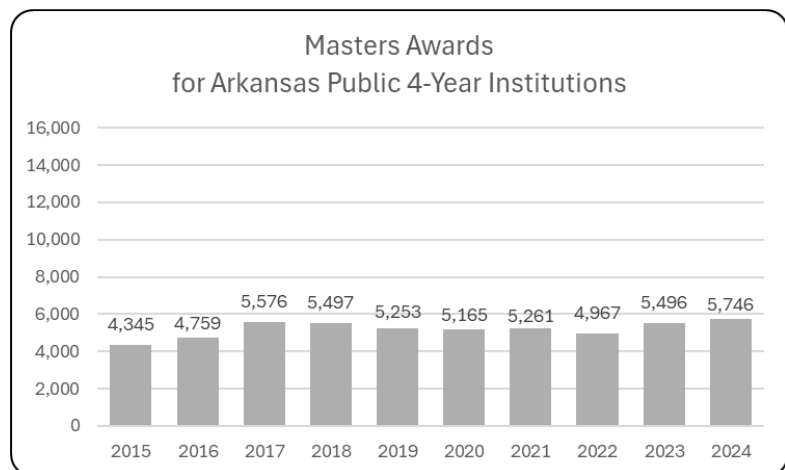


Chart 19-7: Ten-Year Trend of Masters Degrees

The next two charts show credentials awarded by several of our 4-year institutions, including those that have offsite locations focused on workforce training. All charts on this page have the same Y-axis scale to assist with comparisons between award levels. There has been a solid increase in the number of certificates of proficiency each year since academic year 2021, while the technical certificate awards remains consistent.

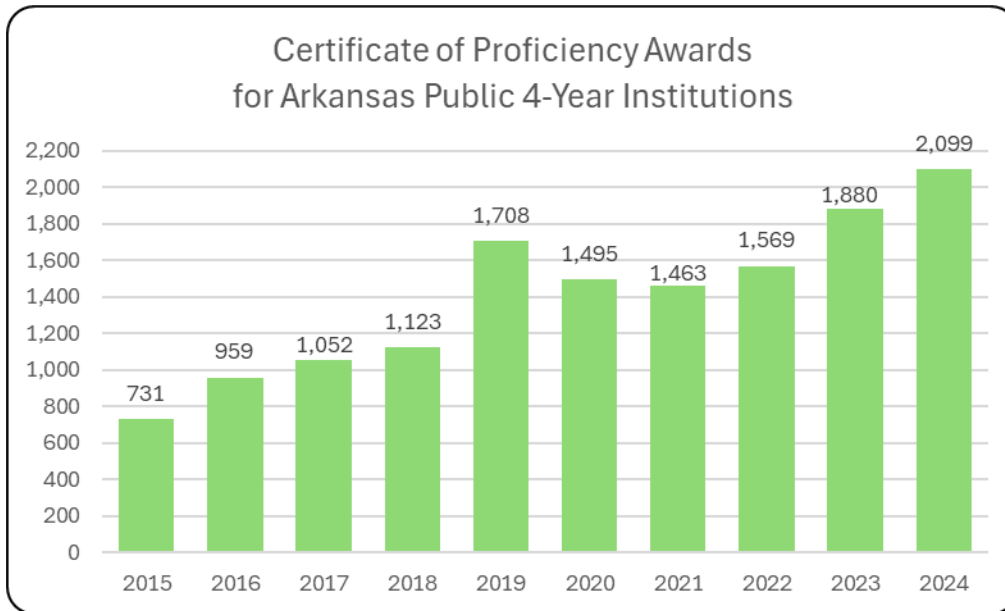


Chart 19-8: Ten-Year Trend of Certificates of Proficiency

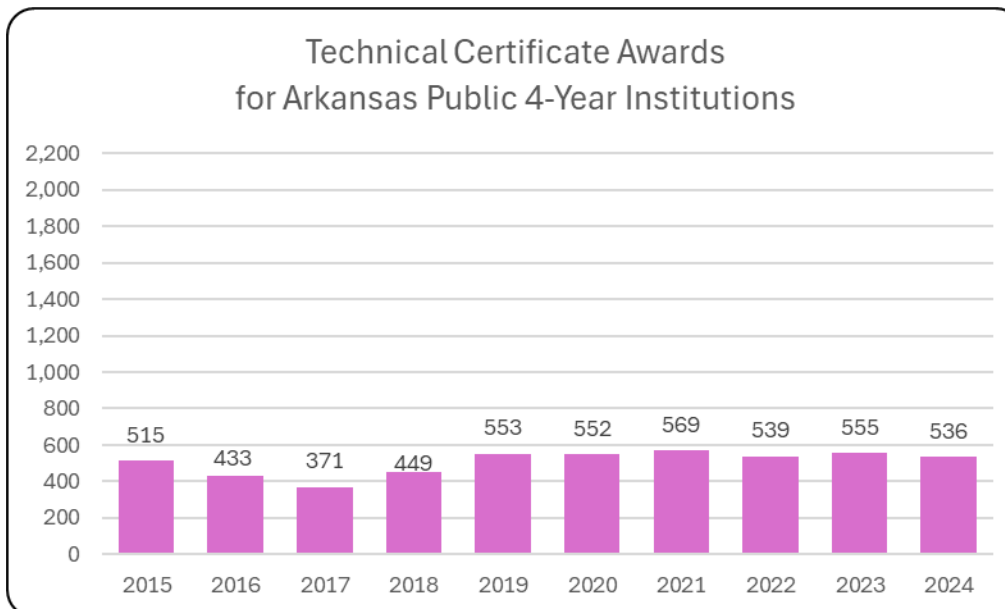


Chart 19-9: Ten-Year Trend of Technical Certificates

Doctoral Research credentials reported a good improvement over a decline last year, showing 379 awards for academic year 2024. First Professional awards include those in medicine, pharmacy, physical and occupational therapy, and law and reported an increase of over 100 credentials in 2024.

All charts on this page have the same Y-axis scale to assist with comparisons between award types.

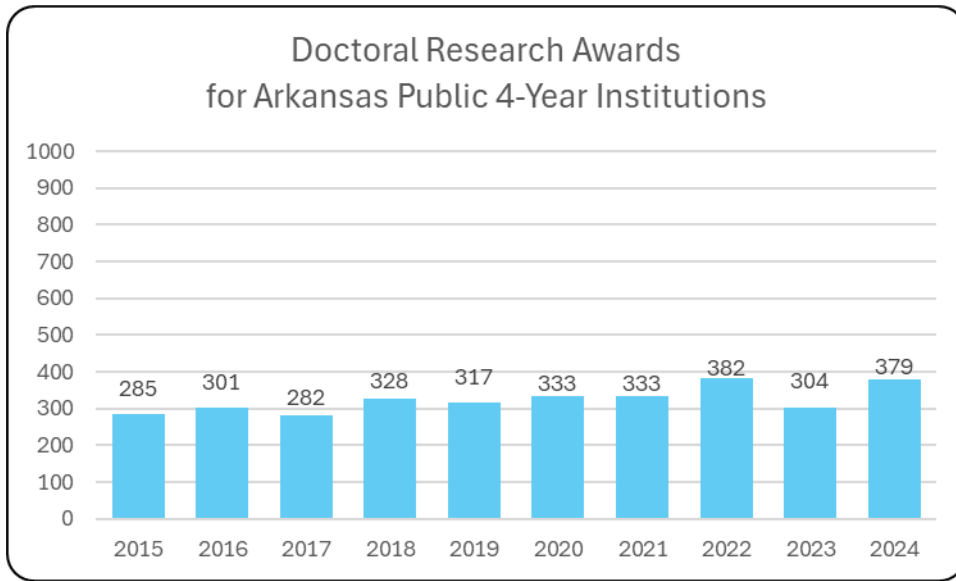


Chart 19-10: Ten-Year Trend of Doctoral – Research Degrees

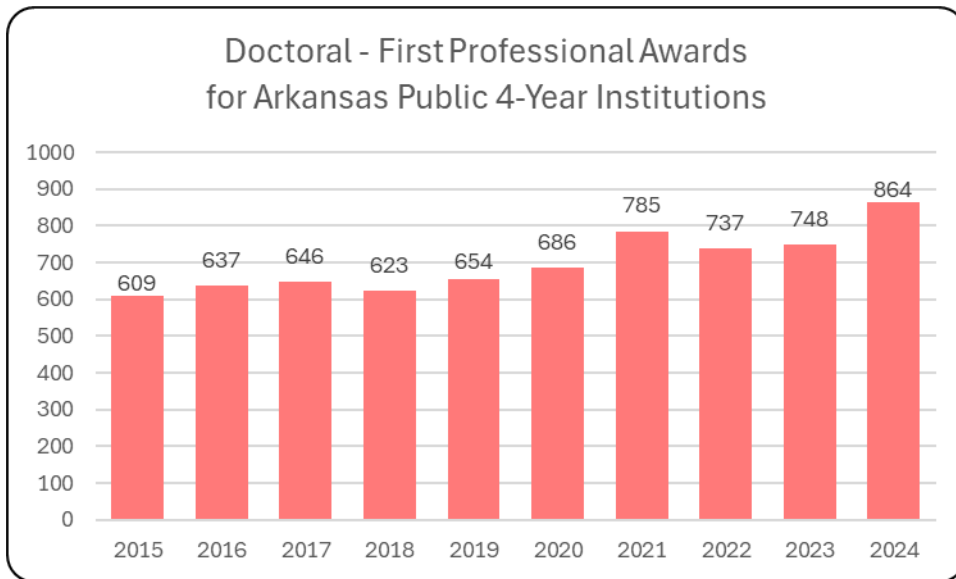


Chart 19-11: Ten-Year Trend of Doctoral – First-Professional Degrees

Charts 19-12 through 19-14 provide ten-year trends for the Public 2-Year Colleges. Associate degrees reported the highest percent improvement at 6.6% when comparing academic year 2024 to last year. Both certificate levels reported increases of more than 3% over 2023. All charts on this page have the same Y-axis scale to assist with comparisons between award levels.

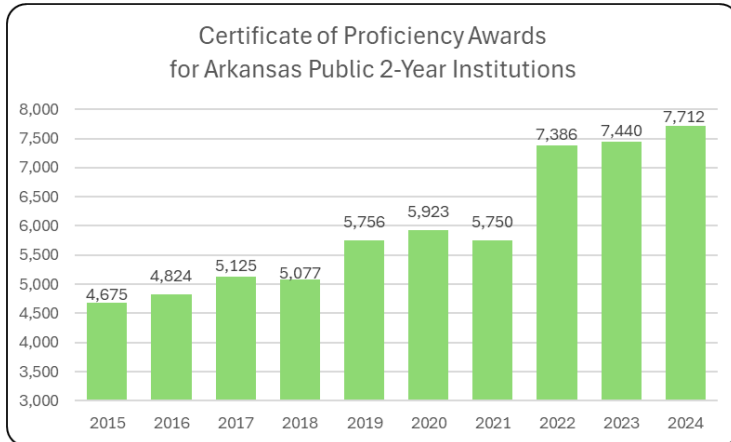


Chart 19-12: Ten-Year Trend of Certificates of Proficiency

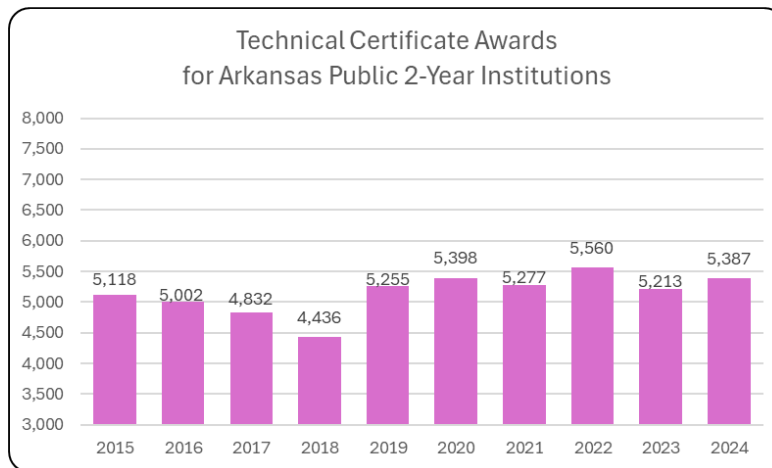


Chart 19-13: Ten-Year Trend of Technical Certificates

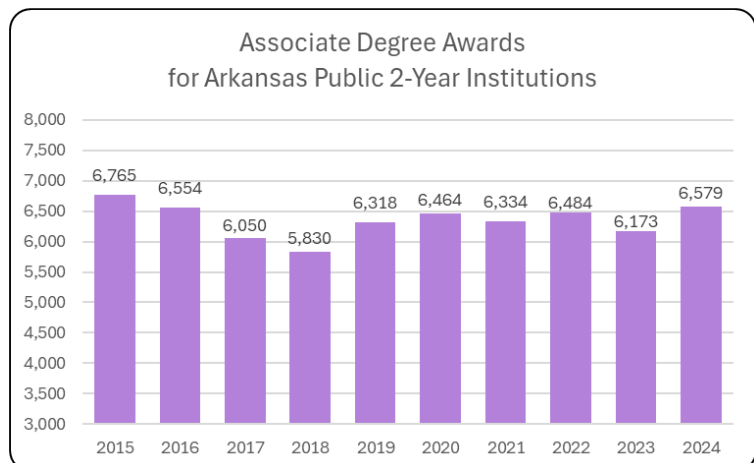


Chart 19-14: Ten-Year Trend of Associate Degrees

The following charts show a 10-year trend for the public 4-year universities. For this ten-year period, the green highlights indicate the year with the highest number of credentials awarded and the light red show the lowest number of credentials awarded.

- ATU reported the highest percent change when comparing 2024 to 2023 with a 24.8% increase supported by gains in Certificates of Proficiency, Associate Degrees and Post-Bacc Certificate credential categories.
- ASU increased total credentials 13.2% when comparing 2024 to 2023. Most notable was a 46% jump in associate degree awards (almost 500 credentials).
- Three other 4-year institutions reported positive percent changes, UAF (6%), UAM (1.3%) and UAMS (10.1%).

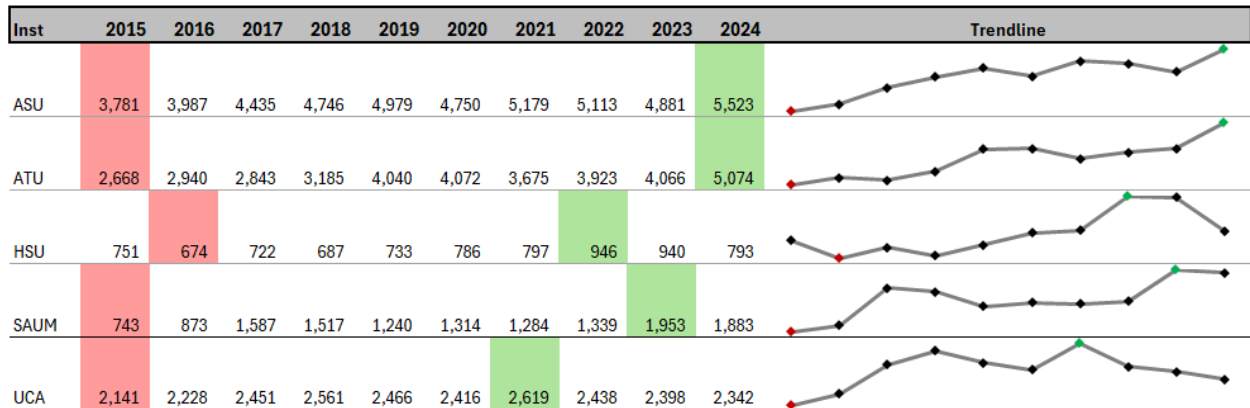


Chart 19-15: Ten-Year Trend of Total Credentials Awarded – 4-Year

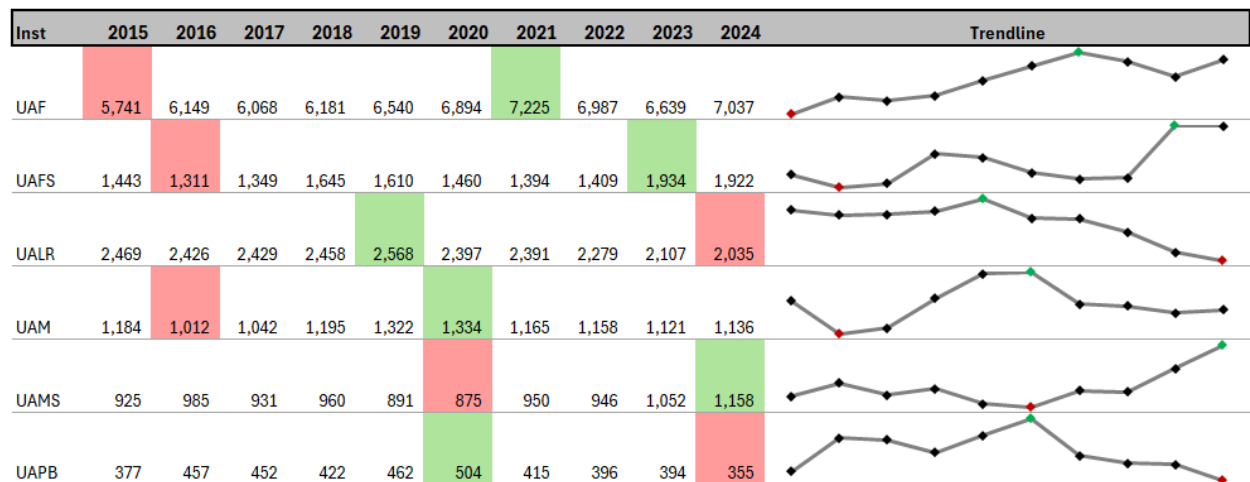


Chart 19-16: Ten-Year Trend of Total Credentials Awarded – 4-Year

The following charts show a 10-year trend for the public 2-year colleges. The ASU and UA System colleges are grouped together, with other colleges grouped alphabetically. For the ten-year period, the green highlights indicate the year with the highest number of credentials awarded and the light red show the lowest number of credentials awarded.

- Four 2-year colleges reported a 2024 increase over 30%. ASUB showed a 39.3% increase with solid increases in all certificate and degree levels.
- ASUN reported a 31% increase in total credentials for 2024 with a 47.2% increase in Certificates of Proficiency.
- ASUTR reported a 30% increase in total credentials for 2024 with a 30.4% increase in Certificates of Proficiency.
- NAC awarded 82% more Technical Certificates in 2024 and 34.4% more Associate Degrees resulting in an overall increase of 30% for 2024.

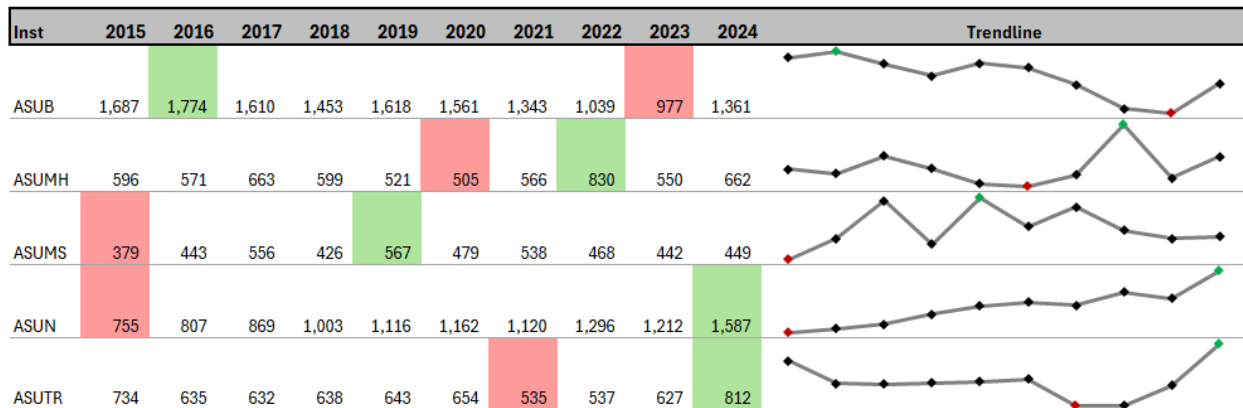


Chart 19-17: Ten-Year Trend of Total Credentials Awarded – 2-Year

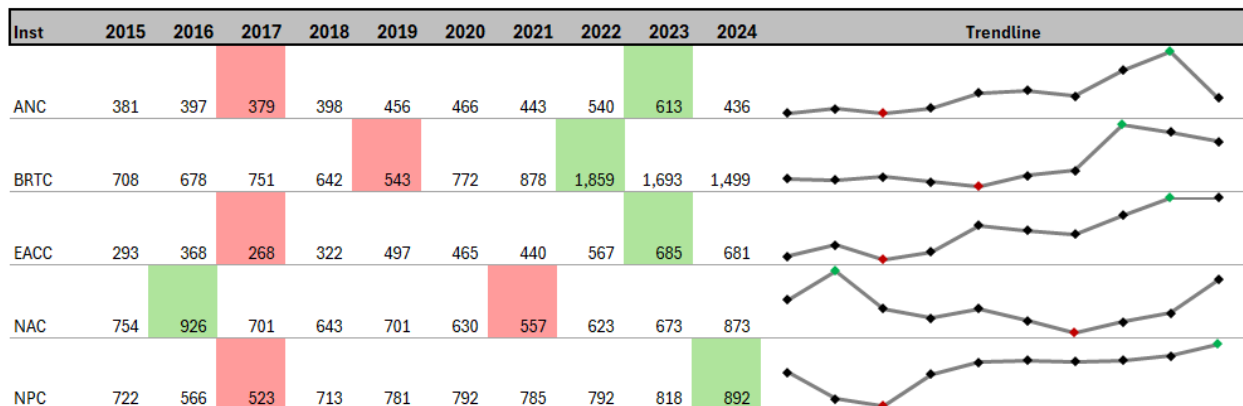


Chart 19-18: Ten-Year Trend of Total Credentials Awarded – 2-Year

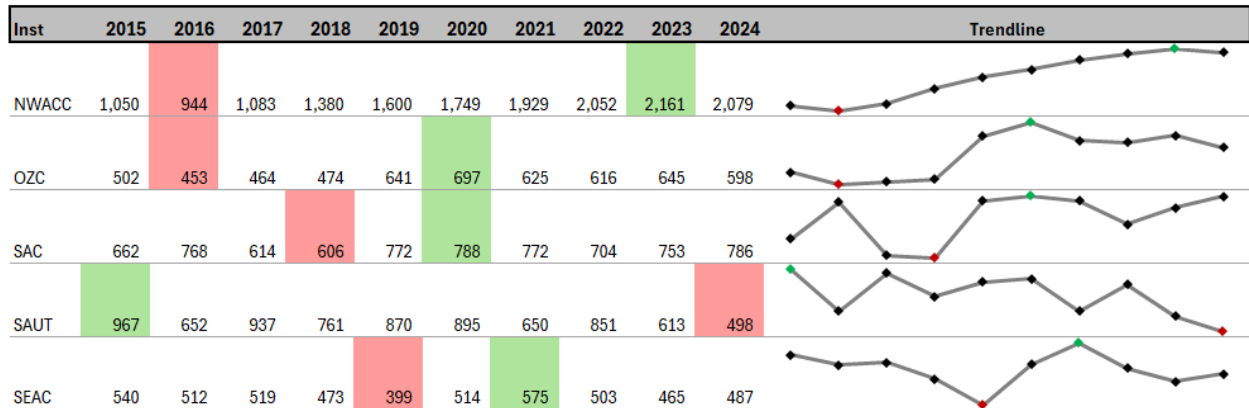


Chart 19-19: Ten-Year Trend of Total Credentials Awarded – 2-Year

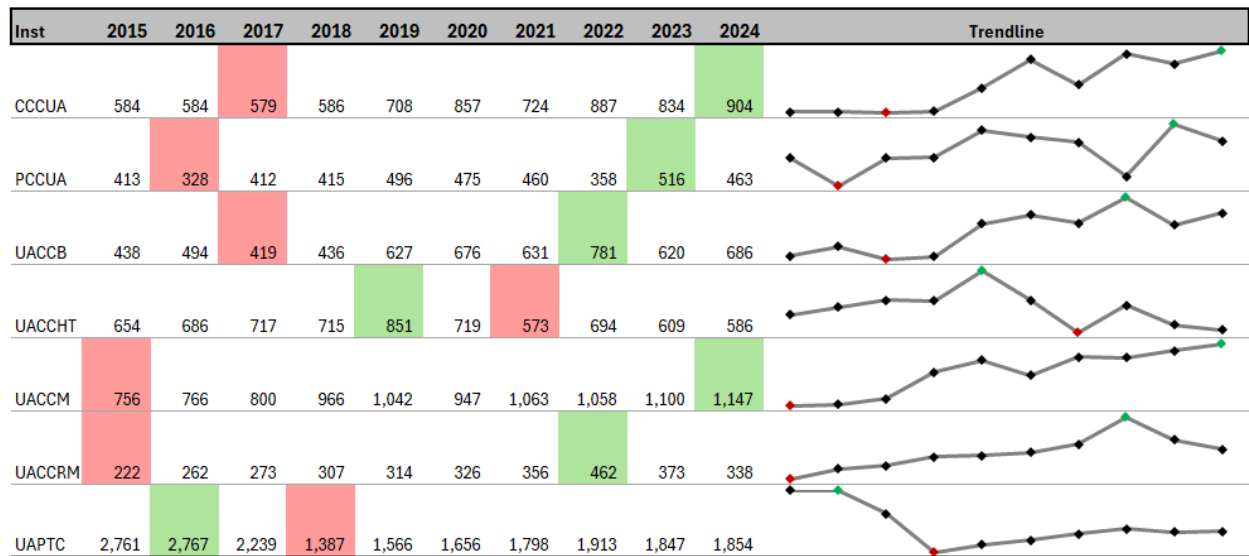


Chart 19-20: Ten-Year Trend of Total Credentials Awarded – 2-Year

The following charts show a 10-year trend for the private/independent colleges and universities. The green highlights indicate the year with the highest number of credentials awarded and the light red show the lowest number of credentials awarded.

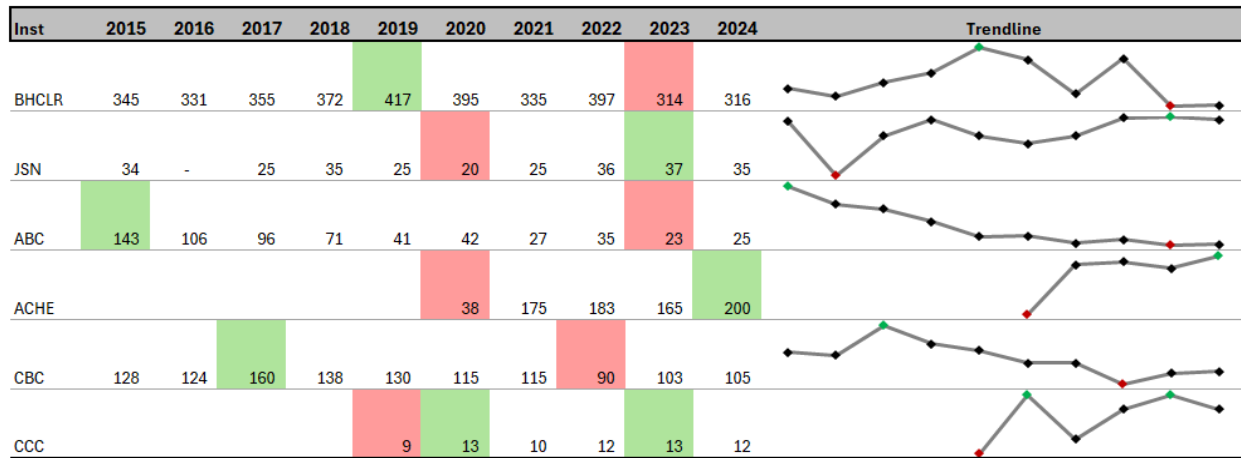


Chart 19-21: Ten-Year Trend of Total Credentials Awarded – Private

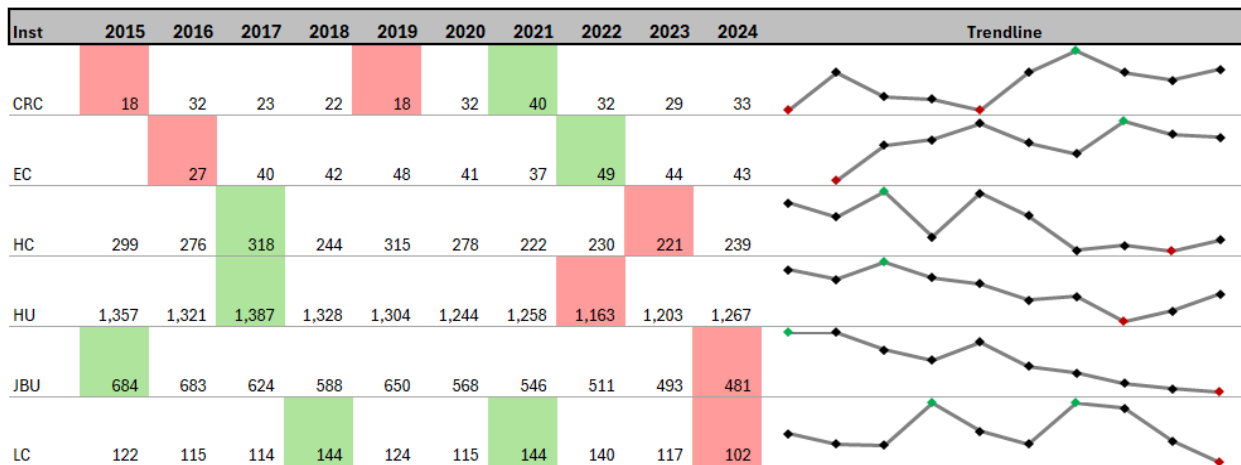


Chart 19-22: Ten-Year Trend of Total Credentials Awarded – Private

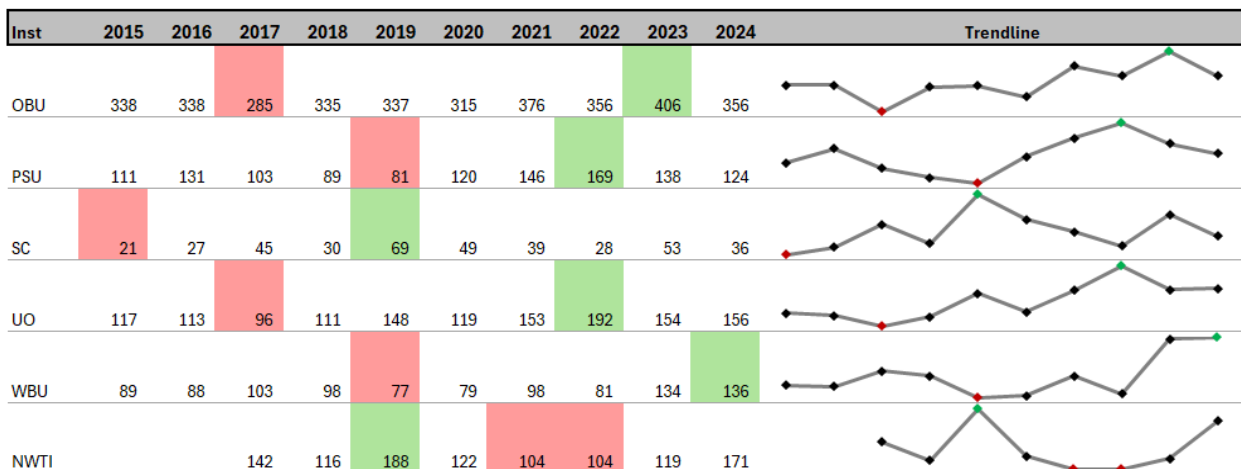


Chart 19-23: Ten-Year Trend of Total Credentials Awarded – Private

ANNUAL REPORT ON ACADEMIC PROGRAM STATUS ACADEMIC YEAR 2024

Throughout the academic year, ADHE Academic Affairs staff receive documentation from Colleges and Universities requesting a change of status for academic degree programs. Each quarter, these program status change requests are presented to AHECB for approval via Program Proposal and Letters of Notification agenda items.

An academic program’s status can be one of six possible values. Each status has a different characterization as described below.

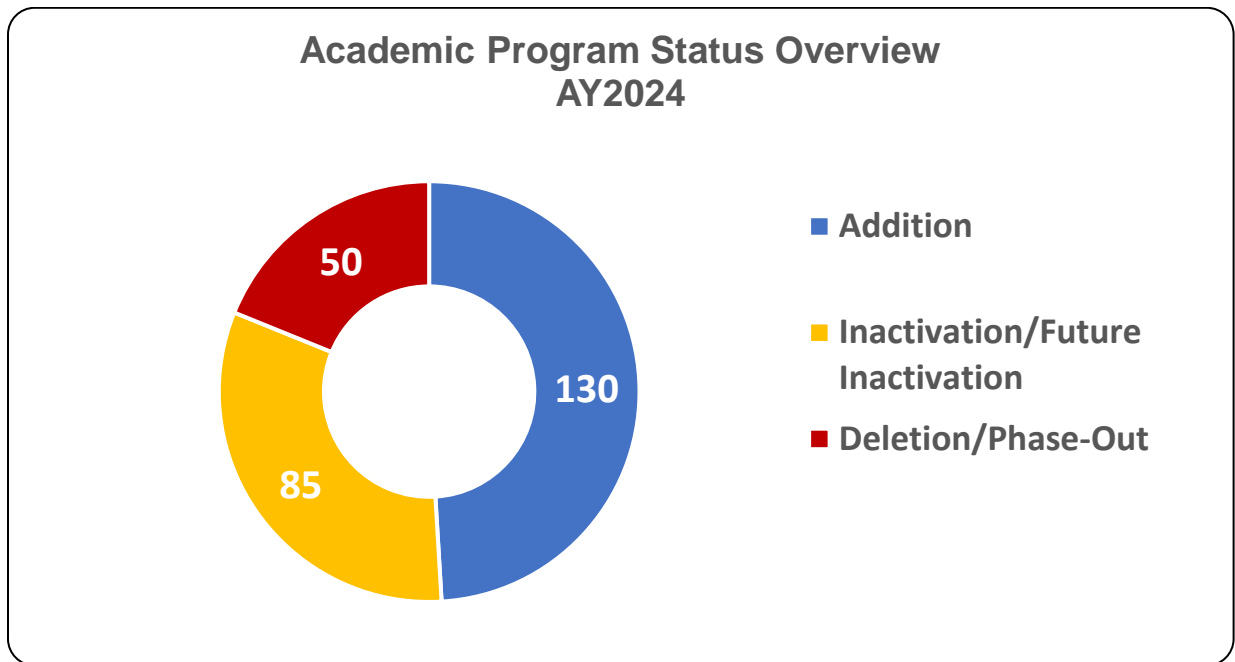
Status	Status Value	Description
Active	A	Current, active programs offered by an institution.
Active Future	N	Newly created program with a future effective date.
Inactive	I	A program that is placed on “hold” for a maximum of 5 years. Must have 0 enrolled students and be completely inactive at the campus level. Can be reactivated via Letter of Notification within the 5-year timeframe.
Future Inactive	F	A program that has been requested to be inactivated but contains declared or enrolled students. These students must be a part of a required teach-out plan.
Delete*	D	A program that an institution no longer offers. Cannot have any declared or enrolled students.
Phase-Out Delete	P	A program that has been requested to be deleted but contains declared or enrolled students. These students must be a part of a required teach-out plan.

**not included in the Approved Degree Programs list*

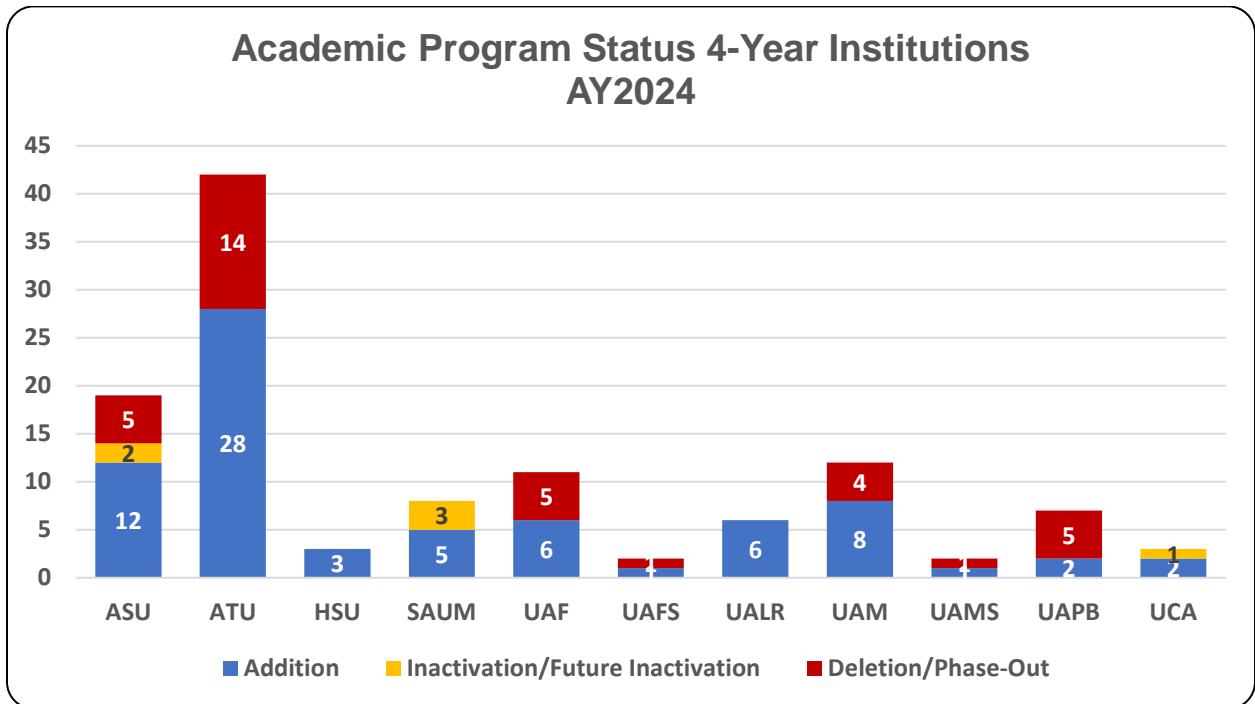
This annual report provides a summary and detailed information about academic program statuses for both AY2024 and a 5-year period spanning AY2020 through AY2024.

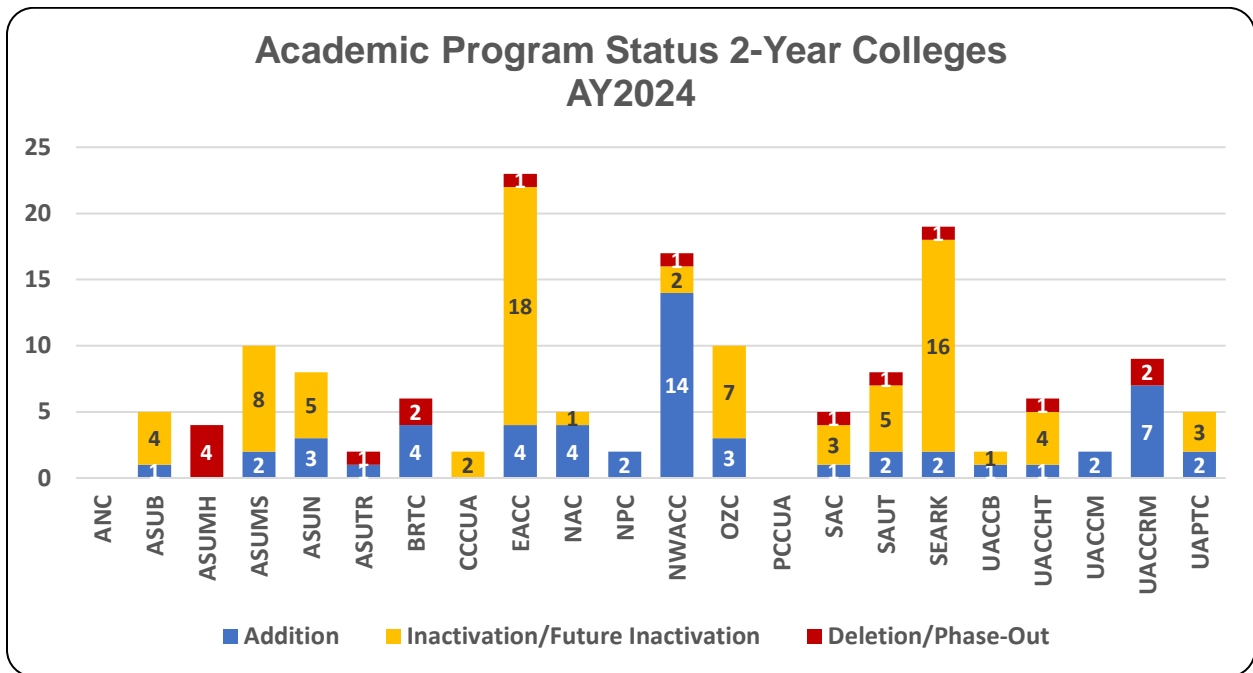
ACADEMIC YEAR 2024

From July 1, 2023, through June 30, 2024, ADHE Academic Affairs staff completed a total of 265 status change requests. The graph below shows the distribution of these changes in status. As depicted, 130 Additions to create new, active programs were processed, along with 50 Deletions/Phase-Outs and 85 Inactivations/Future Inactivations.

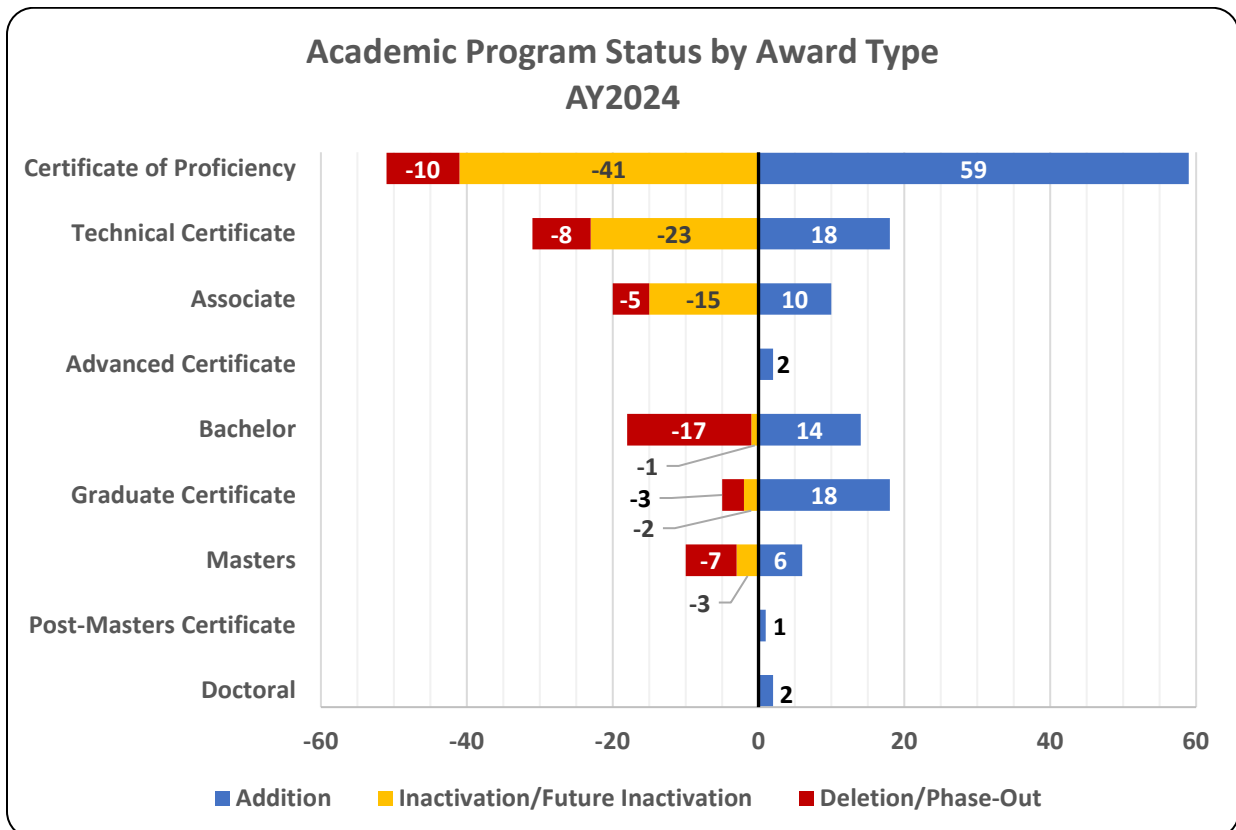


The following charts breakdown program status changes for AY2024 by institution type. Four-year institutions submitted a total of 74 program additions, 35 program deletions or phase-outs, and 6 inactivations or future inactivations. Two-year institutions submitted a total of 56 program additions, 15 deletions/phase-outs, and 79 program inactivations/future inactivations.





Across all award types, 265 program status changes were processed. Short-term credentials, such as Certificates of Proficiency and Technical Certificates, comprise 60% of the total status changes for AY2024.



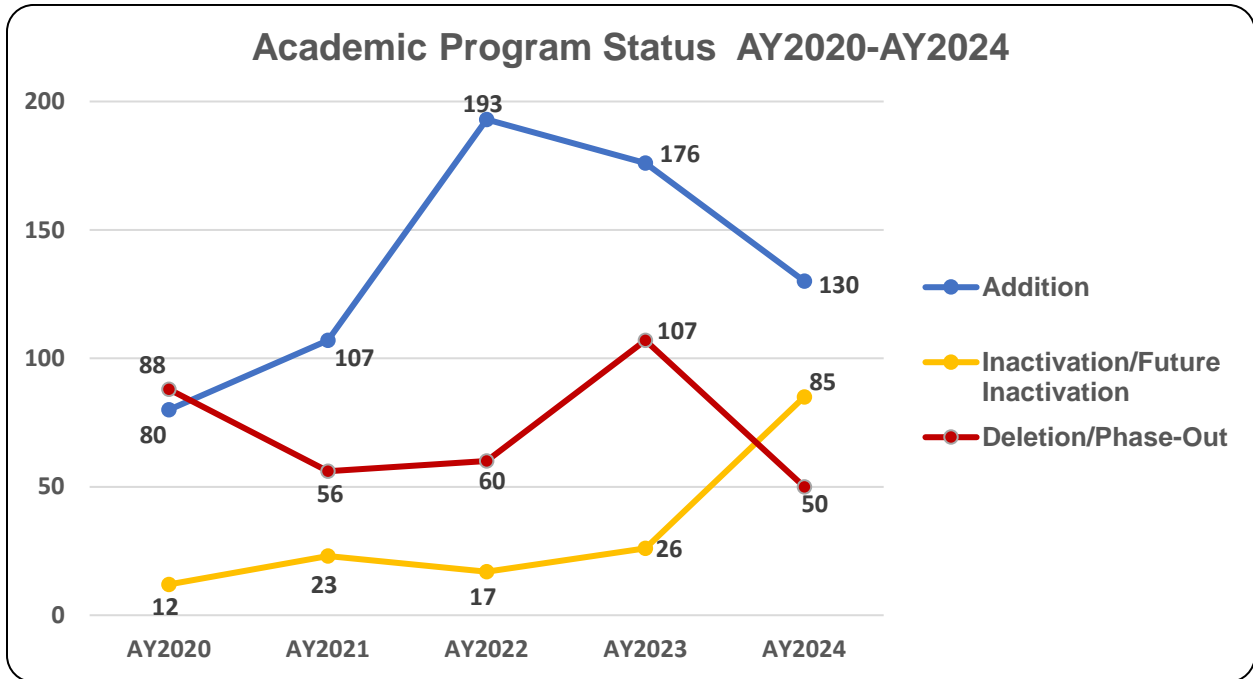
CIP Codes, or Classifications of Instructional Programs, are 6-digit numbers assigned to all academic programs and award types and describe the field of study, discipline, and/or curriculum. The first two digits in a CIP Code indicate the broad CIP category, while the last 4 digits detail the field of study more specifically. The table below shows the 2-digit CIP code categories with the most status changes in AY2024.

Academic Program Status by CIP Code AY2024

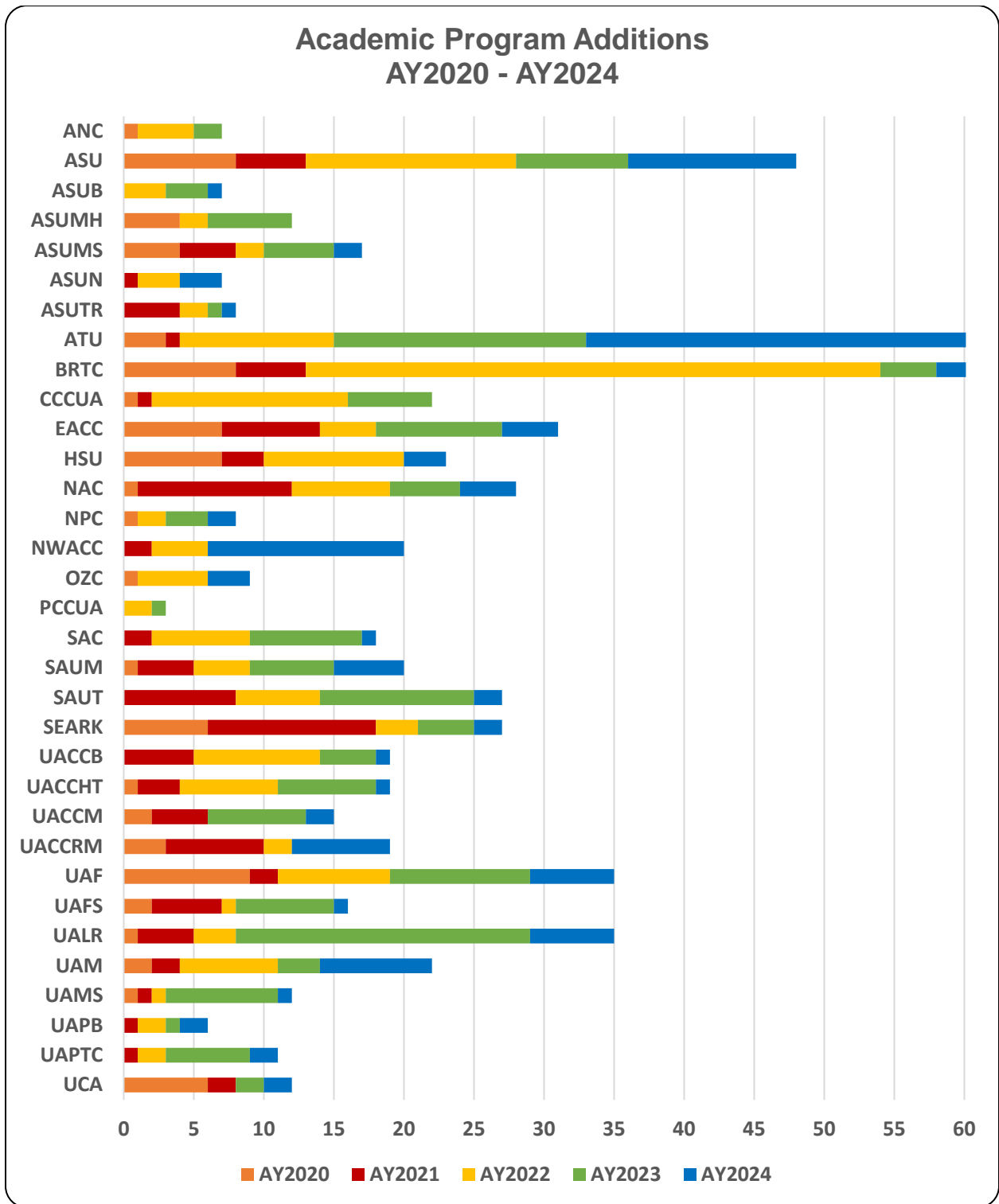
CIP Category	Addition	Inactivation /Future Inactivation	Deletion/ Phase-Out	% of Total Status Changes
52 - Business, Management, Marketing, and Related Support Services	18	19	10	18%
51 - Health Professions and Related Programs	20	12	6	14%
13 - Education	13	4	9	10%
11 - Computer and Information Sciences and Support Services	7	8	2	6%
47 - Mechanic and Repair Technologies/ Technicians	5	10	-	6%
03 - Natural Resources and Conservation	9	3	2	5%
15 - Engineering/Engineering Related Technologies/Technicians	2	10	1	5%
12 - Culinary, Entertainment, and Personal Services	5	3	3	4%
01 - Agricultural/Animal/Plant/ Veterinary Science and Related Fields	3	7	-	4%
46 - Construction Trades	8	2	-	4%
43 - Homeland Security, Law Enforcement, Firefighting, and Related Protective Services	8	-	1	3%
50 - Visual and Performing Arts	5	1	3	3%
09 - Communication, Journalism, and Related Programs	4	1	3	3%
30 - Multi/Interdisciplinary Studies	5	-	1	2%
31 - Parks, Recreation, Leisure, Fitness, and Kinesiology	3	-	2	2%
14 - Engineering	2	1	1	2%
All other 2-digit Series CIPs (20 Program-Level CIP Codes)	13	4	6	9%
Total	130	85	50	100%

ACADEMIC YEARS AY2020 – AY2024

To provide a broad perspective of academic status changes, trend analysis over the past 5 years is shown in the charts below. Additions in AY2024 are down 26% when compared to AY2023. Deletions and Phase-Outs are also down 53% compared to AY2023. Inactivations and Future Inactivations are up 226% compared to AY2023.



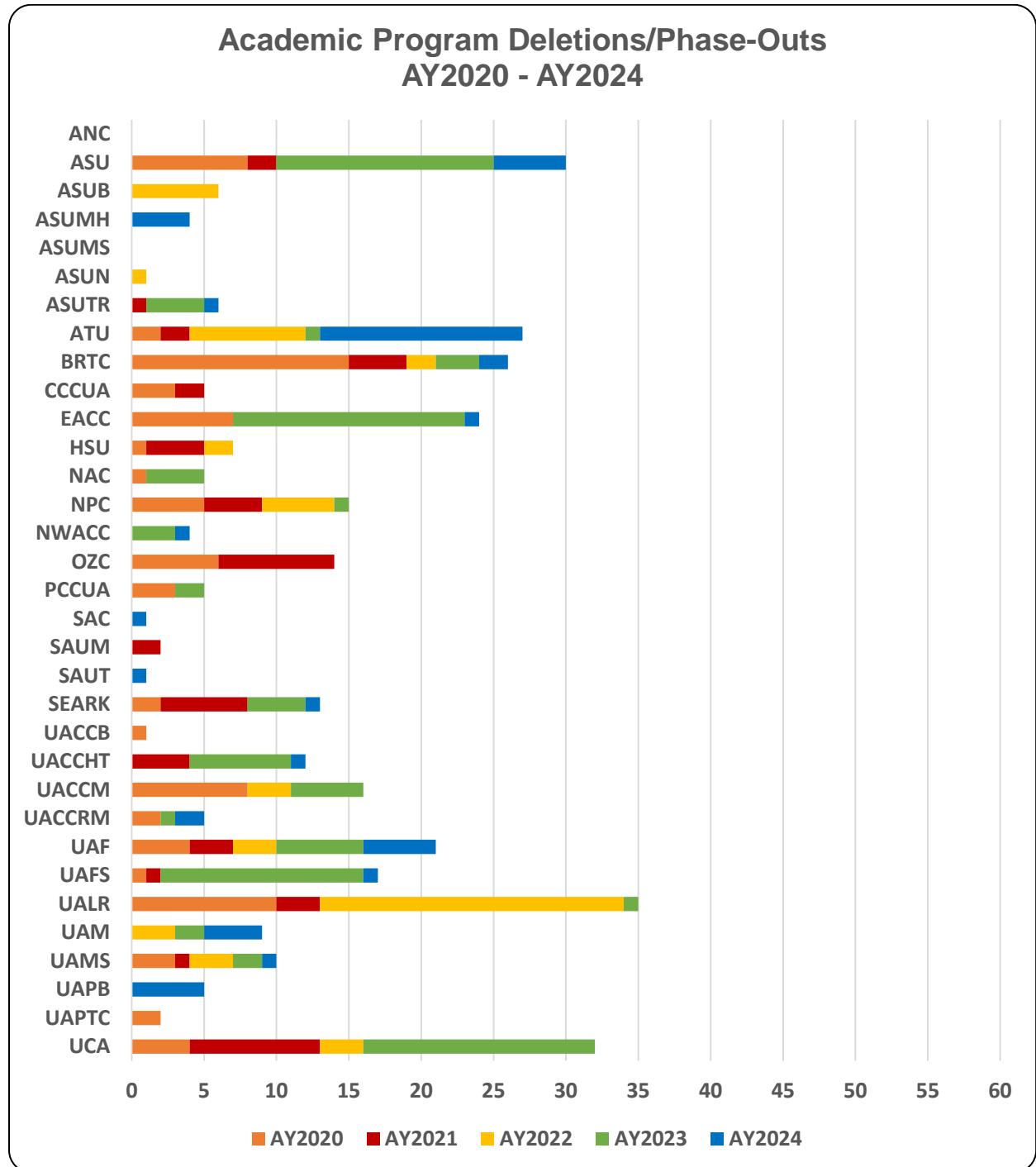
The following chart breaks down academic program additions by institution. Both 4-year and 2-year institutions are included within the same chart for ease of comparison. As shown, institutions may have years/periods of significant programmatic growth. Likewise, other years/periods yield only nominal programmatic growth. This chart only illustrates program additions and does not show nor consider an institution’s size or total number of active, academic programs.



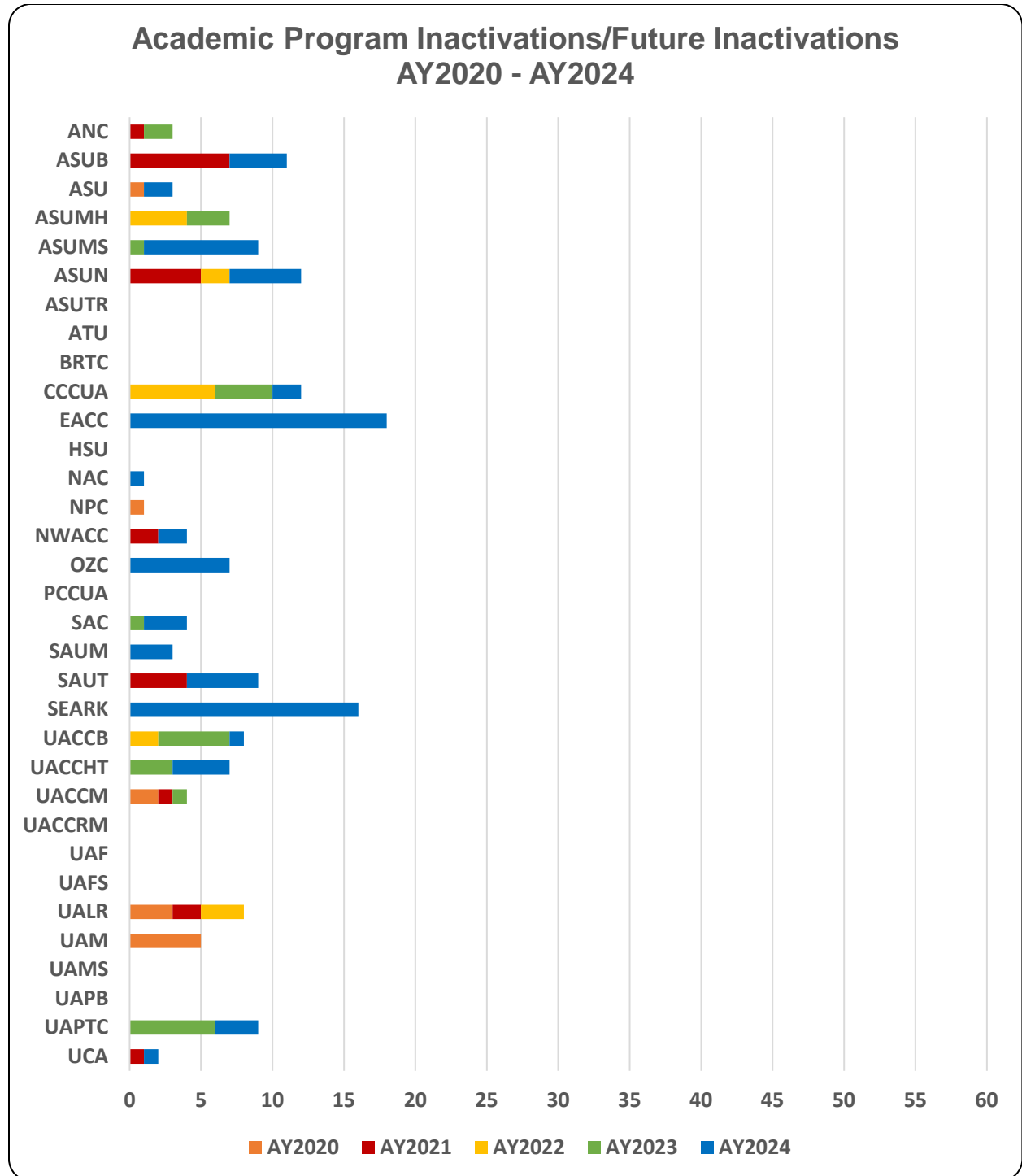
The following chart breaks down academic program deletions and phase-outs by institution. Both 4-year and 2-year institutions are included within the same chart for ease of comparison.

The AY2024 academic program viability cycle started in October 2023 and concluded in January 2024. For nonviable programs, deletions could be removed by ADHE or by the institution via Letter of Notification prior to the initiation of the next viability cycle.

Therefore, this graph may not show institutional deletions as a direct result of the most recent viability cycle since those could be processed during the 2024 calendar year.

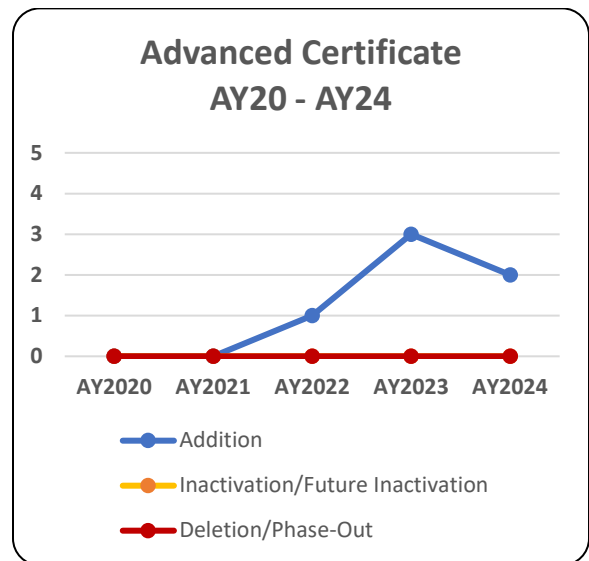
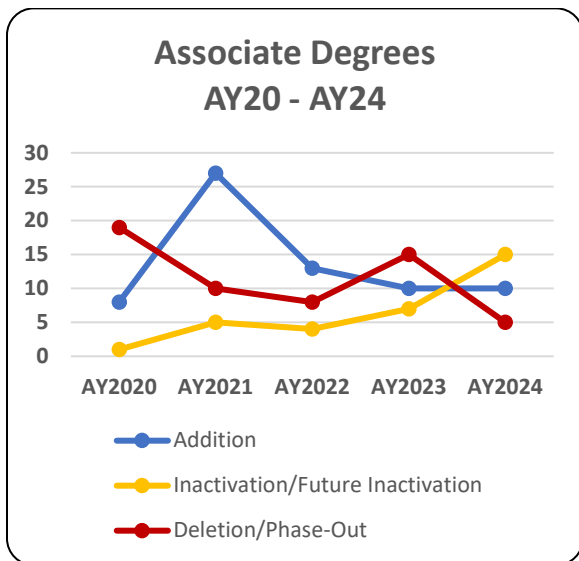
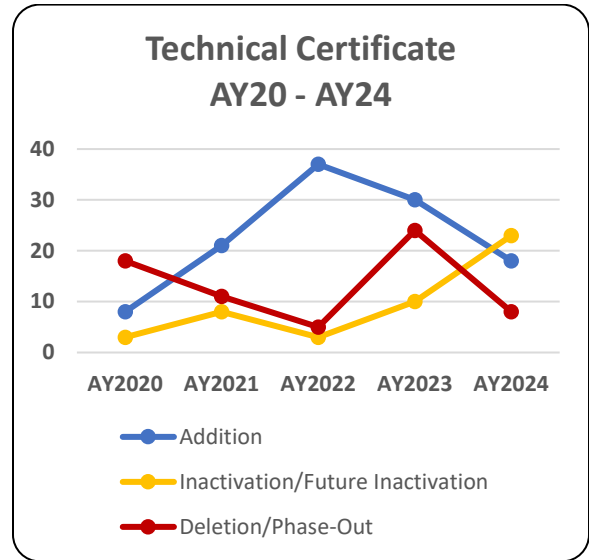
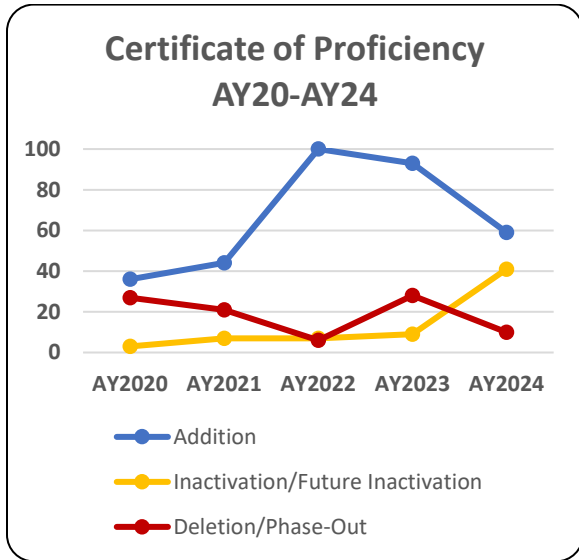


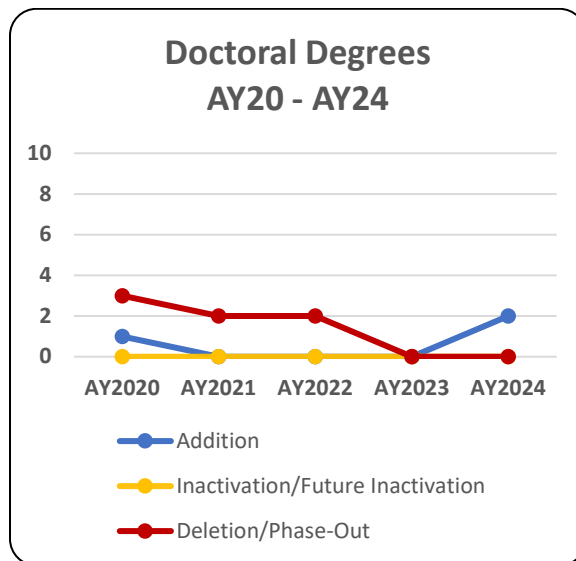
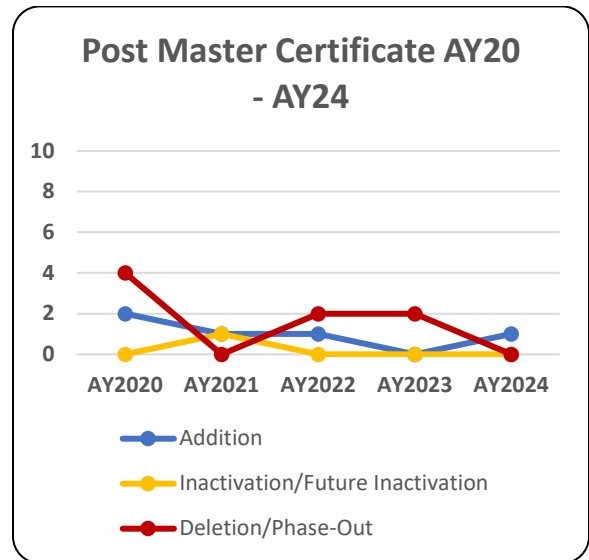
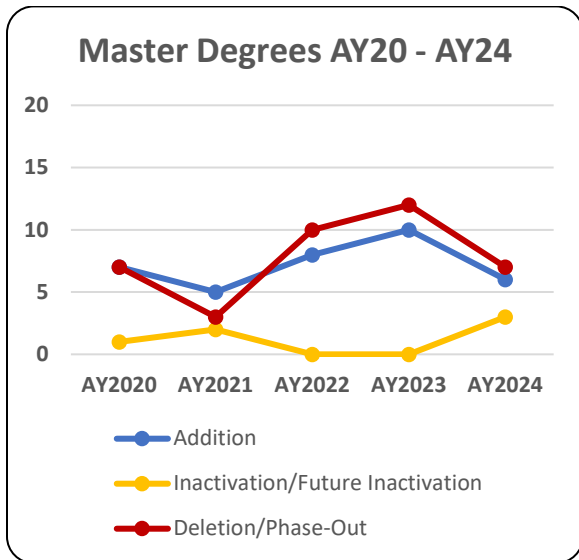
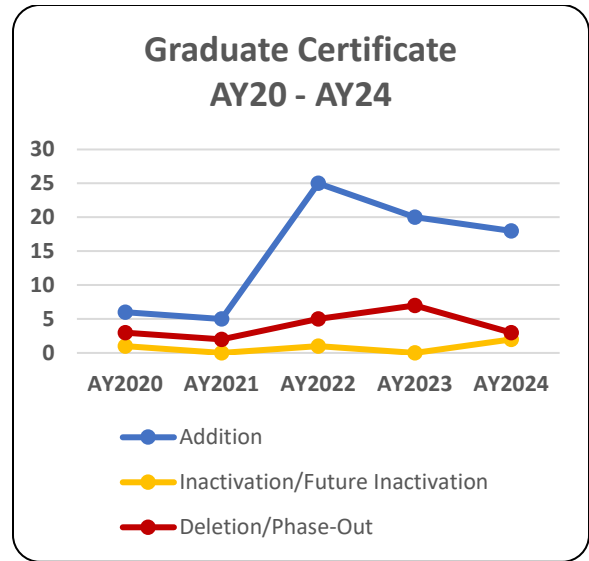
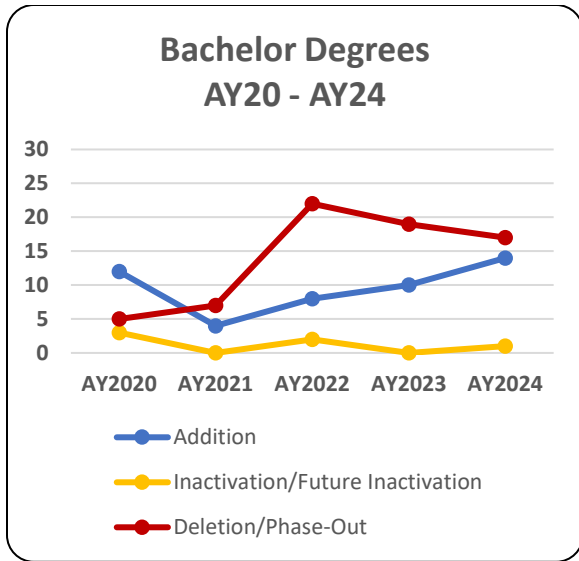
The following chart breaks down academic program inactivations and future inactivations by institution. Both 4-year and 2-year institutions are included in the same chart for ease of comparison. Like the previous two charts, a consistent scale was used to allow comparison across statuses.



The following nine charts show status change trends over the past 5 academic years. Short term credentials, such as Certificates of Proficiency and Technical Certificates, continue to be the award types undergoing the most status changes.

Note that the scale of each graph has been adjusted to best fit the data for the given award type.





The table below shows the 2-digit CIP code categories with the most status changes from AY2020 to AY2024.

Academic Program Status by CIP Code AY2020 - AY2024

CIP Category	Addition	Inactivation/ Future Inactivation	Deletion /Phase- Out	% of Total Status Changes
52 - Business, Management, Marketing, and Related Support Services	85	25	60	14%
51 - Health Professions/Related Programs	91	24	45	13%
13 - Education	113	9	36	13%
11 - Computer and Information Sciences and Support Services	62	12	18	8%
47 - Mechanic and Repair Technologies/Technicians	42	26	22	7%
15 - Engineering/Engineering Related Technologies/Technicians	31	24	26	7%
43 - Homeland Security, Law Enforcement, Firefighting, and Related Protective Services	32	2	34	6%
12 - Culinary, Entertainment, and Personal Services	17	8	6	3%
50 - Visual and Performing Arts	18	1	12	3%
09 - Communication, Journalism, and Related Programs	17	1	10	2%
03 - Natural Resources and Conservation	14	4	9	2%
14 - Engineering	18	4	4	2%
30 - Multi/Interdisciplinary Studies	18	0	4	2%
48 - Precision Production	15	2	3	2%
49 - Transportation and Material Moving	14	0	1	1%
01 - Agricultural/Animal/Plant/Veterinary Science	5	7	2	1%
45 - Social Sciences	4	1	9	1%
24 - Liberal Arts and Sciences, General Studies and Humanities	5	2	6	1%
31 - Parks, Recreation, Leisure, Fitness, and Kinesiology	6	1	5	1%
44 - Public Administration and Social Service Professions	6	1	5	1%
23 - English Language and Literature/Letters	9	0	2	1%
27 - Mathematics and Statistics	6	1	4	1%
19 - Family and Consumer Sciences/ Human Sciences	5	1	4	1%
All other 2-digit series CIPs (25 Program-level CIP Codes)	51	7	34	8%
Total	633	156	327	100%

Finally, the following table includes the number of all active, academic programs offered by all public institutions, categorized by 2-digit program CIP code, for AY2020 – AY2024. The last two columns in the table offer a simple comparison of the change in number of active, academic programs within each 2-digit CIP code from AY2020 to AY2024.

CIP Code & Description	AY 2020	AY 2021	AY 2022	AY 2023	AY 2024	Comparison of AY2020 vs AY2024	
						Difference	% Change
01 – Agricultural, Animal, Plant, Veterinary Science and Related Fields	73	75	77	75	71	-2	-3%
03 - Natural Resources and Conservation	28	28	28	24	28	0	0%
04 - Architecture and Related Services	5	5	5	5	5	0	0%
05 - Area, Ethnic, Cultural, Gender, and Group Studies	6	6	5	5	6	0	0%
09 - Communication, Journalism, and Related Programs	51	55	59	58	57	6	12%
10 - Communications Technologies/Technicians and Support Services	5	5	5	4	4	-1	-20%
11 - Computer and Information Sciences and Support Services	151	166	184	184	193	42	28%
12 - Culinary, Entertainment, and Personal Services	64	68	67	65	67	3	5%
13 - Education	307	313	375	403	412	105	34%
14 - Engineering	48	51	48	54	60	12	25%
15 - Engineering/Engineering Related Technologies/Technicians	144	147	158	159	151	7	5%
16 - Foreign Languages, Literatures, and Linguistics	24	24	25	25	23	-1	-4%
19 - Family and Consumer Sciences/Human Sciences	35	37	37	36	36	1	3%
22 - Legal Professions and Studies	15	15	14	13	11	-4	-27%
23 - English Language and Literature/Letters	31	32	36	39	38	7	23%
24 - Liberal Arts and Sciences, General Studies and Humanities	104	105	102	100	99	-5	-5%
25 - Library Science	1	1	1	1	1	0	0%
26 - Biological and Biomedical Sciences	42	44	45	44	47	5	12%
27 - Mathematics and Statistics	25	28	28	29	30	5	20%
29 - Military Technologies and Applied Sciences	1	0	0	0	0	-1	-100%
30 - Multi/Interdisciplinary Studies	44	47	54	55	63	19	43%

31 - Parks, Recreation, Leisure, Fitness, and Kinesiology	25	25	27	27	25	0	0%
32 - Basic Skills and Development/Remedial Education	1	2	2	2	2	1	100%
36 - Leisure and Recreational Activities	1	1	1	1	0	-1	-100%
38 - Philosophy and Religious Studies	11	11	11	9	8	-3	-27%
39 - Theology and Religious Vocations	0	0	0	2	2	2	200%
40 - Physical Sciences	45	46	45	45	44	-1	-2%
41 - Science Technologies/Technicians	4	4	4	4	5	1	25%
42 - Psychology	26	27	26	25	26	0	0%
43 - Homeland Security, Law Enforcement, Firefighting, and Related Protective Services	188	176	179	199	202	14	7%
44 - Public Administration and Social Service Professions	37	37	37	39	39	2	5%
45 - Social Sciences	55	54	52	51	51	-4	-7%
46 - Construction Trades	31	39	39	43	46	15	48%
47 - Mechanic and Repair Technologies/Technicians	220	223	226	230	226	6	3%
48 - Precision Production	119	119	129	135	131	12	10%
49 - Transportation and Material Moving	17	22	26	30	32	15	88%
50 - Visual and Performing Arts	87	88	91	91	97	10	11%
51 - Health Professions and Related Programs	454	464	477	468	474	20	4%
52 - Business, Management, Marketing, and Related Support Services	283	324	344	332	324	41	14%
54 - History	21	21	20	21	20	-1	-5%

ANNUAL REPORT ON CONCURRENT EDUCATION

Under Arkansas Code §6-18-223, a public-school student who is enrolled in an Arkansas public school system and has successfully completed the eighth grade is eligible to enroll in a public two-year or four-year institution of higher education to complete a college course for *high school* and *college credit*. Concurrent enrollment allows students to obtain credit toward a high school diploma at the same time they earn college credit. Concurrent enrollment can be taught on a high school campus, college campus, or by distance/digital technology.

This report will focus on the state of concurrent education among Arkansas postsecondary institutions in academic year AY2024 and comparison data from AY2020 through AY2024.

INSTITUTIONAL REQUIREMENTS FOR CONCURRENT CREDIT

Program Accreditation/Authorization

If a postsecondary institution offers a concurrent credit course(s) on a high school campus taught by a high school teacher, the postsecondary institution must be accredited by the National Alliance of Concurrent Enrollment Partnerships (NACEP) or approved by the Arkansas Higher Education Coordinating Board (AHECB) to offer courses, including courses offered via distance technology, for concurrent credit. A listing of all institutions that are accredited/approved by NACEP or AHECB is listed at the end of this report.

Concurrent Credit Courses

Concurrent credit courses should be freshman-level and/or sophomore-level college/university courses, or in select cases upper-level courses, approved through the established process of an institution and included in the institutional catalog. General education courses offered for concurrent credit should be listed in the Arkansas Course Transfer System (ACTS). Students taking general education courses that are not part of the Arkansas Course Transfer System must be informed by the institution and high school that the course may not transfer to another college or university. A list of the career and technical education (CTE) courses offered for concurrent credit must be attached to the signed Memorandum of Understanding (MOU) between the high school/school district and the college/university.

The course offered for concurrent credit must meet the same standards as college courses taught on the college/university campus. Students can earn college credit and/or up to one unit of high school credit for successful completion of each general education concurrent course and each blended AP/concurrent course that is a minimum of 3 semester credit hours. Students can earn college credit and/or up to one unit of high school credit for successful completion of each CTE course that is a minimum of 3 semester credit hours.

The college/university administration must exercise direct oversight of all aspects of the concurrent course, including participation in the faculty selection, orientation, professional development, and evaluation processes.

Concurrent Course Ownership

Postsecondary institutions must demonstrate “ownership” of any course offered for concurrent credit for which students are reported.

Ownership of courses means that the college/university will:

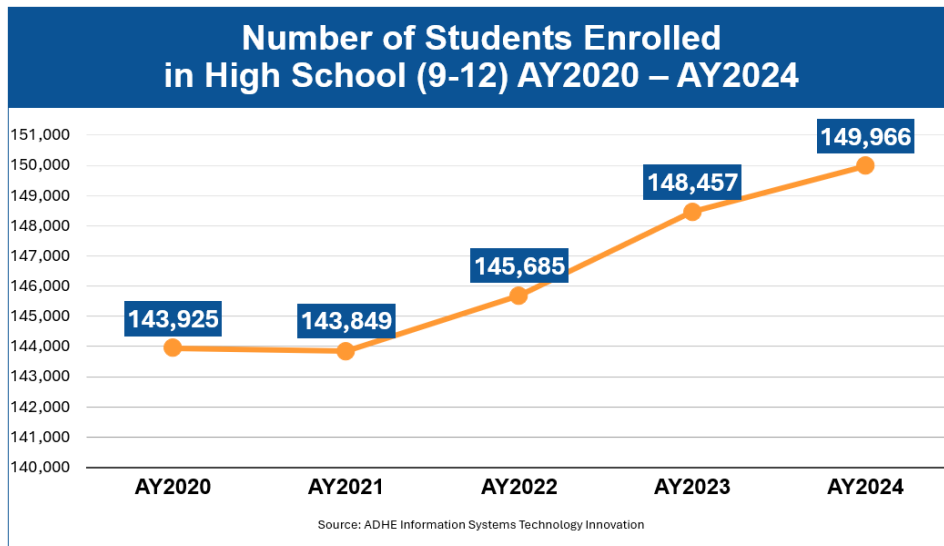
- Provide the instructors with appropriate training and orientation in course curriculum, assessment criteria, course philosophy, and administrative requirements after approval of the instructors to teach the college/university courses.
- Ensure that instructors receive continuing collegial interaction with college faculty through professional development, required seminars, and site visits. These interactions will address topics such as course content, course delivery, student learning assessment, in-class evaluation, and professional development in the field of study.
- Ensure that students have the opportunity to utilize institutional resources including the college/university library and academic advising on the college/university campus.

Simply awarding college credit to students who are enrolled in concurrent courses offered by a sponsoring college/university does not meet the principle of “course ownership” as described above.

AY24 CONCURRENT EDUCATION SUMMARY

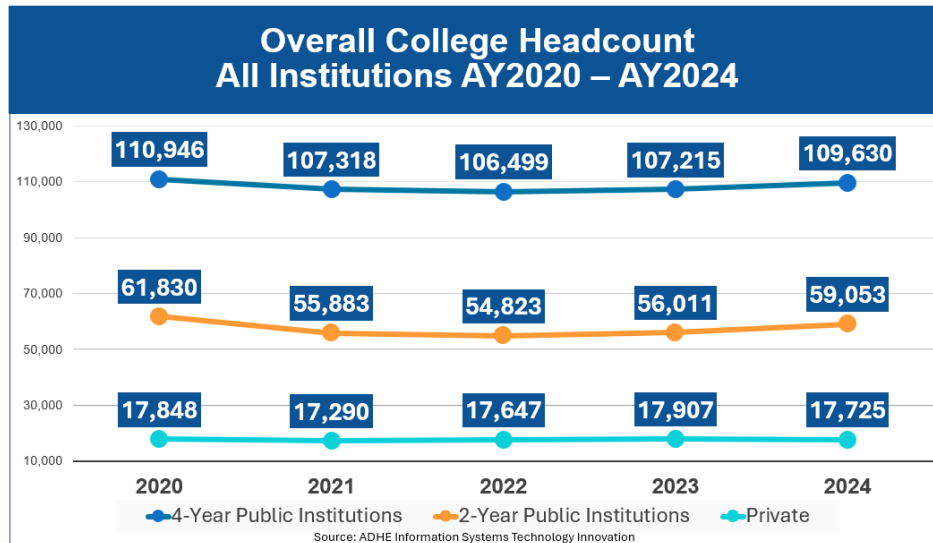
High school student enrollment sets the stage for the growth and potential of concurrent enrollment across the state. For the last two years, the overall number of students enrolling in high school has increased. The percentage of high school enrollment has increased, by 4.1% over the past five years, when comparing AY2020 to AY2024.

Graph 1 details the number of all high school students (9-12 grade) enrolled by academic year 2024. As the graph notes, the number of high school students has increased steadily over a three-year period, particularly increasing 1.28% in AY2022, 1.90% in AY2023, and 1.02% in AY2024.



Graph 1: Number of Students Enrolled in High School, grades 9-12.

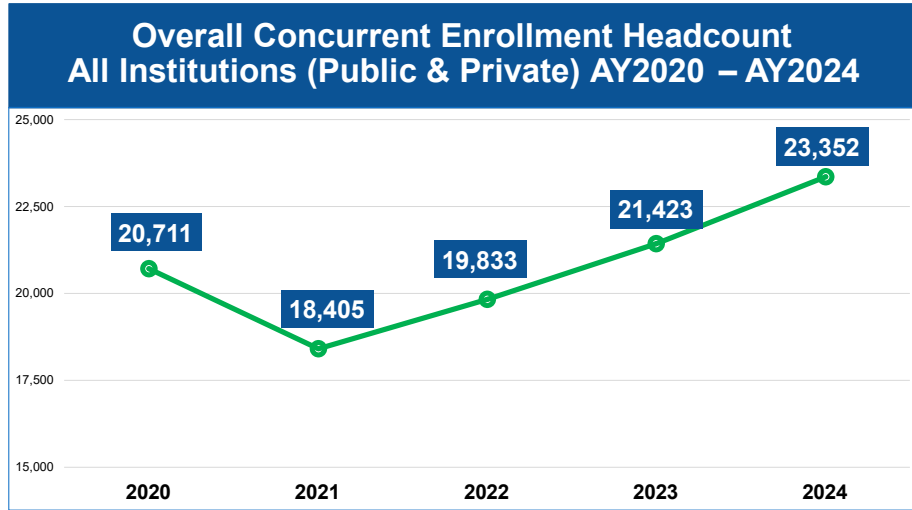
Overall college student headcount trends are meaningful to consider because these enrollment numbers are inclusive of concurrent students. Graph 2 below highlights the number of overall college headcount within 3 sectors: 4-year public, 2-year public, and private institutions during a five-year timeframe. Overall growth has been steady over the last two years; however, the headcount numbers are slightly lower than AY2020 headcounts. If you compare academic years, AY2020 compared to AY2024, for 4-year public institutions, there was a -1.19% decrease, 2-year institutions, there was a -4.49% decrease, and private institutions, there was a -0.69% decrease compared to AY2020 enrollment.



Graph 2: Overall College Headcount, All Institutions AY2020 – AY2024.

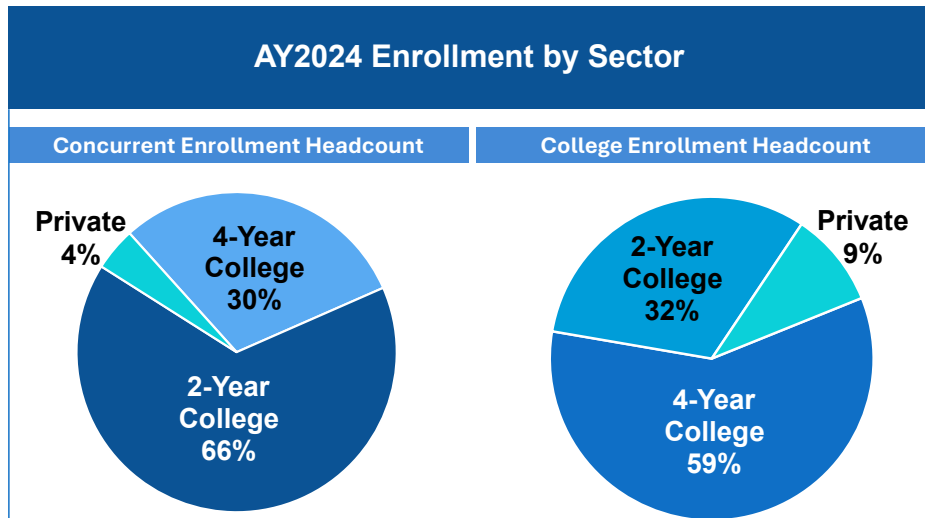
STATE OF CONCURRENT EDUCATION IN ARKANSAS

The state continues to experience increased gains in the total number of postsecondary concurrent enrollments, post-pandemic. Graph 3 details growth of overall concurrent enrollment headcounts for all types of institutions across the state. In retrospect, comparing AY2020 to AY2024, there was a 12.75% increase of students enrolled in concurrent education.



Graph 3: Overall Concurrent Enrollment Headcount, All Institutions (Public & Private) AY2020 – AY2024.

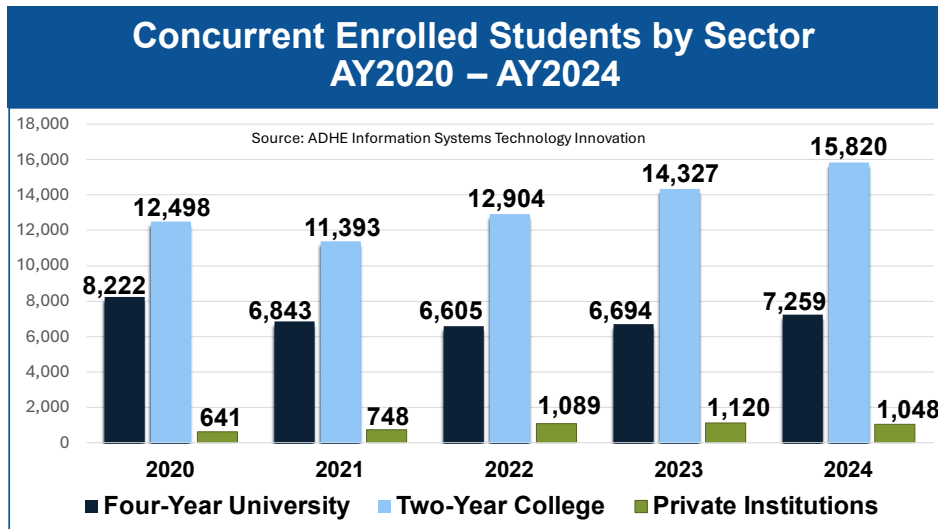
In comparison, Graph 4, AY2024 enrollment by sector details the percentage of concurrent enrolled students, grades 9-12 and the percentage of college enrolled students, within each respective institution type. The Concurrent Enrollment Headcount graph details a significant percentage (66%) of 9-12 high students are enrolled in concurrent credit at 2-Year colleges across the state. Conversely, 2-Year colleges enroll a smaller percentage (32%) of overall college enrollment headcount.



Graph 4: AY2024 Enrollment by Sector, Comparing Concurrent Enrollment to College Enrollment.

The percentages shown in Graph 5 reflect the diverse nature of student populations across sectors; both concurrent and college enrollment has growth potential. Although there are several reasons why 2-year colleges have experienced concurrent enrollment growth, some possible considerations are expanded concurrent offerings and flexible course modality options.

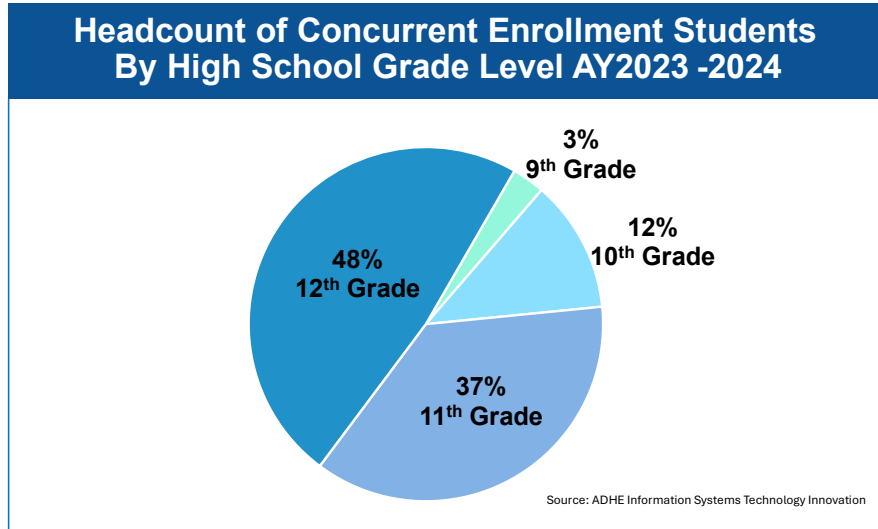
When comparing 5-year concurrent enrollment trends by sector, the 4-year public college concurrent enrollments have experienced a -11.71% decrease since AY2020. In contrast, the 2-year public college concurrent enrollments have experienced a 26.58% increase since AY2020.



Note: # of concurrent students enrolled by sector may be duplicated if they attended more than one sector.

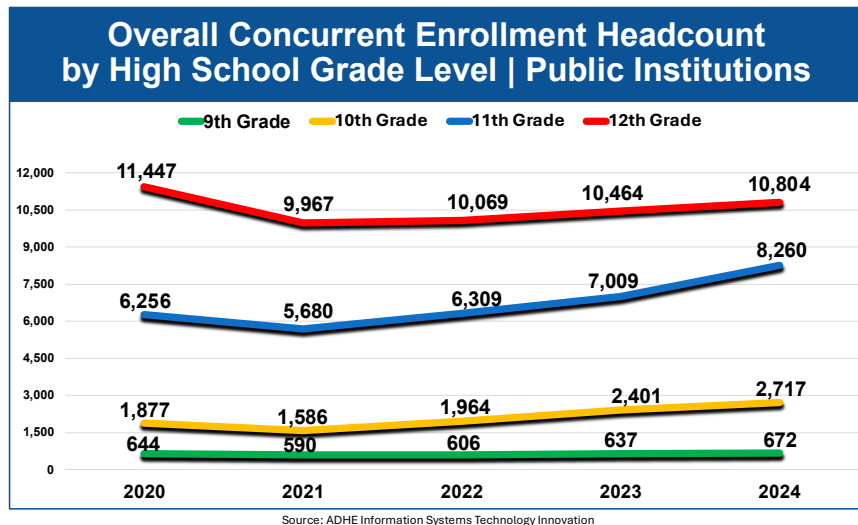
Graph 5: Number of Concurrent Enrolled Students by Sector.

The majority of concurrent students taking courses at public colleges and universities were in twelfth grade, with 85% in either eleventh or twelfth grade during AY2023-2024. Furthermore, Graph 6 highlights the concurrent enrolled high school students within each grade level, 9-12. The breakdown shown below is approximately 48% twelfth grade, 37% eleventh grade, 12% tenth grade, and 3% ninth grade concurrent students.



Graph 6: Headcount of Concurrent Enrollment Students by High School Grade Level, AY2023 - 2024.

Graph 7 details a five-year trend of the number of high school students (9-12) enrolled in concurrent credit. While all grade levels have increased enrollment over the past three years, some grades have experienced more growth. Although twelfth grade continues to experience the largest participation in concurrent enrollment, in comparison to AY2020 to AY2024, this grade level has seen a -5% decrease. Conversely, eleventh and tenth grades have seen increases in the amount of 24% and 30%, respectively.



Graph 7: Overall Concurrent Enrollment Headcount by High School Grade Level, Public Institutions.

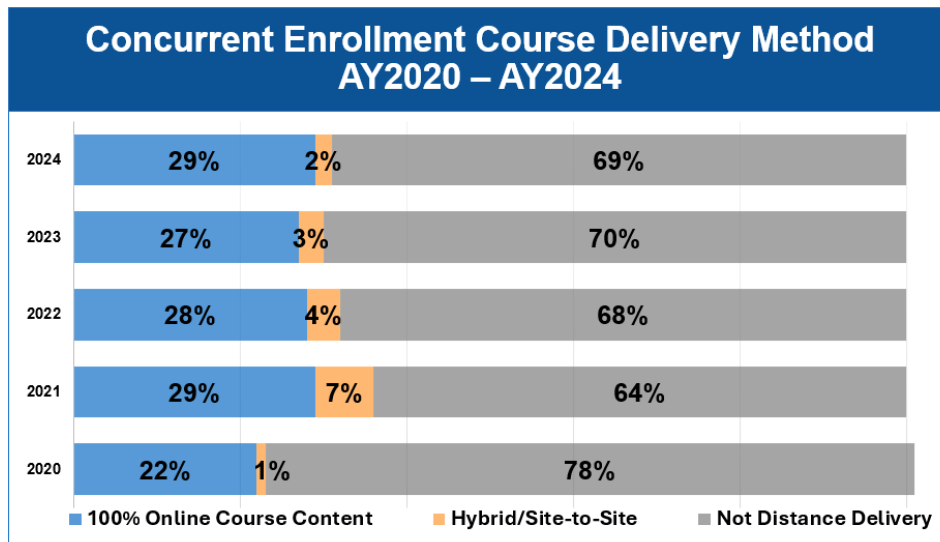
The increased enrollment of concurrent credit will be dependent on all ethnicities continuing to grow. As shown in Graph 8, some concurrent student populations remain underrepresented, however during AY2024, both the Hispanic and Black populations, experienced a percentage growth in concurrent enrollment over the past three years.

Concurrent Enrollment Headcount by Ethnicity AY2020 – AY2024					
Race/Ethnicity	2020	2021	2022	2023	2024
Asian	338 1.67%	377 2.12%	384 2.03%	406 1.98%	460 2.05%
Black	2,316 11.45%	1,535 8.61%	1,839 9.71%	2,135 10.41%	2,442 10.88%
Hispanic	1,764 8.72%	1,595 8.95%	1,712 9.04%	2,038 9.94%	2,373 10.57%
Other*	1,267 6.26%	1,332 7.47%	1,246 6.58%	1,282 6.25%	1,397 6.22%
White	14,539 71.89%	12,984 72.85%	13,767 72.66%	14,650 71.43%	15,781 70.28%

**Other* includes small populations of students as American Indian, Hawaiian, Multi-Racial (two or more races), Non-US Resident, or Unknown. Source: ADHE Information Systems Technology Innovation

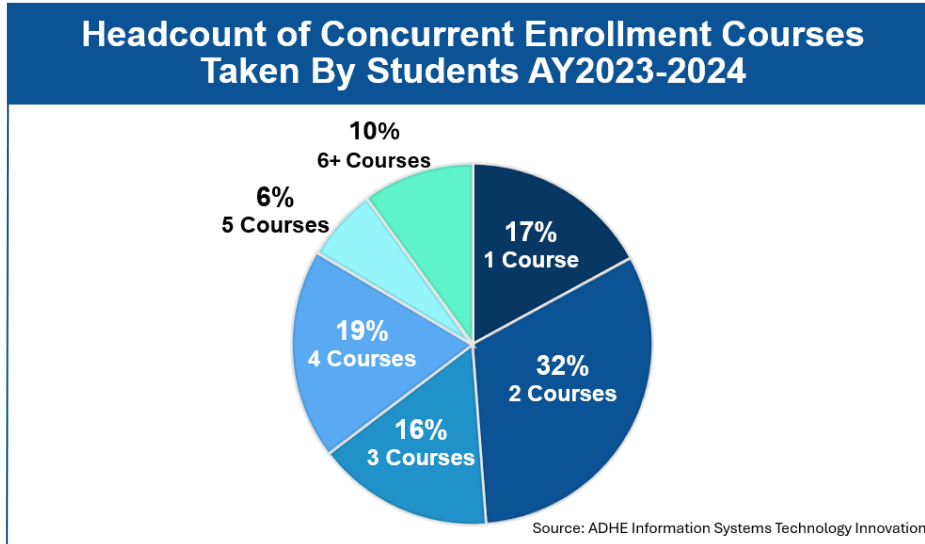
Graph 8: Concurrent Credit Enrollment Headcount by Ethnicity.

Since most institutions offer general education courses (which are included in the Arkansas Course Transfer System (ACTS)) and Career and Technical Education (CTE) courses, concurrent students have a vast array of course offerings based on their needs. Graph 9 shows concurrent course delivery method percentages from AY2020-AY2024.



Graph 9: Concurrent Enrollment Course Delivery Method.

For AY2023 - 2024, 65% of students enrolled in at least 3 or fewer concurrent courses. 3,710 (16%) enrolled 15 or more credit hours potentially earning at least one semester of college credit in one year of high school.



Graph 10: Concurrent Enrollment Course Delivery Method.

Arkansas public institutions offer diverse concurrent enrollment courses across a wide range of subject areas and degree programs. Highlighted in Graph 11, many high school students enroll in general education courses which are guaranteed to be transferable through the ADHE Arkansas Course Transfer System (ACTS). The area with the largest number of enrollments is within the (22) English Language and Literature/Letters CIP Code.

Concurrent Enrollment General Academic Programs by CIP Code AY2020 – AY2024

CIP Category	AY20	AY21	AY22	AY23	AY24
22 - English Language and Literature/Letters	13,007	12,025	12,419	13,143	13,761
27 - Mathematics and Statistics	7,668	7,067	7,206	7,390	7,515
51 - Health Services/Allied Health/Health Sciences, General.	4,975	4,816	5,123	4,917	5,962
54 - History	2,510	2,174	2,122	3,055	3,398
47 - Mechanics and Repairers, General.	1,871	1,913	2,102	2,090	2,403
48 - Precision Production Trades, General.	1,390	1,356	1,510	1,907	2,354
24 - Liberal Arts and Sciences, General Studies and Humanities	1,408	1,415	1,487	1,517	1,715
26 - Biological and Biomedical Sciences	1,241	1,203	1,277	1,442	1,479
09 - Communication, Journalism, and Related Programs	820	1,003	1,008	1,088	1,348
50 - Visual and Performing Arts	1,829	1,413	1,258	1,293	1,342
Other Fields	2,965	2,373	2,574	2,786	3,222

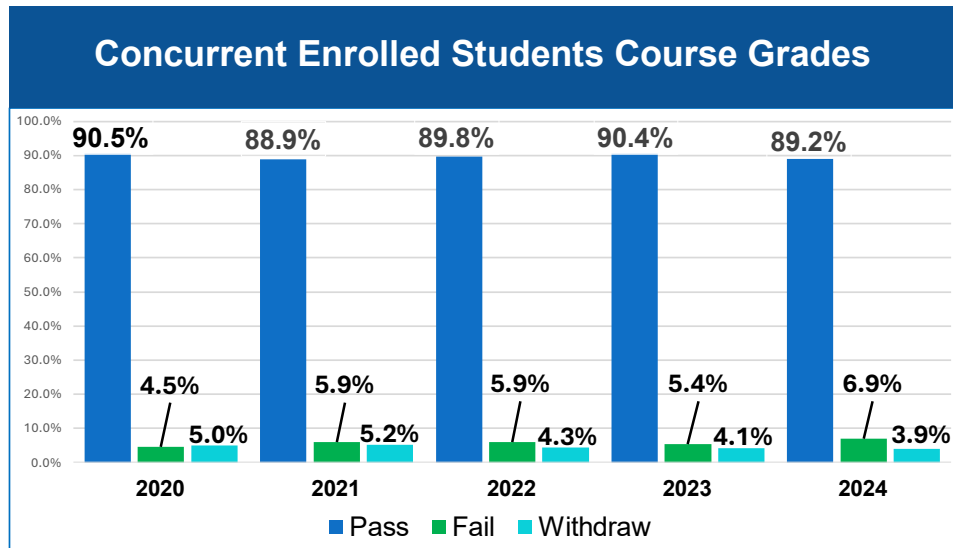
Graph 11: Concurrent Enrollment General Academic Programs by CIP Code, AY2020-AY2024.

Furthermore, according to Graph 12, enrollment in most Career and Technical Education (CTE) CIP categories has increased over the last three-year period, yet the numbers show a slight decline during AY2021. The most common Career and Technical Education CIP Category courses in Arkansas are in (51) Health Services/Allied Health, followed by (47) Mechanics, and (48) Precision Production Trades.

Concurrent Enrollment Career and Technical Education Programs by CIP Code AY2020 – AY2024					
CIP Category	AY20	AY21	AY22	AY23	AY24
51 - Health Services/Allied Health/Health Sciences, General.	4,502	3,897	5,207	5,680	6,616
47 - Mechanics and Repairers, General.	2,690	1,994	2,753	3,161	4,145
48 - Precision Production Trades, General.	2,749	2,153	2,716	3,212	3,634
46 - Construction Trades, General.	461	527	972	1,112	1,423
52 - Business, Management, Marketing, and Related Support Services	1,089	843	1,065	966	1,289
14 - Engineering Technologies/Technicians, General.	558	454	664	868	1,189
Computer and Information Sciences and Support Services	1,001	825	917	890	948
43 - Homeland Security, Law Enforcement, Firefighting and Related Protective Services	1,380	789	1,002	720	695
13 - Education	255	147	143	753	566
12 - Personal and Culinary Services	831	363	296	464	493
Other CTE Fields	2,542	2,168	1,936	1,977	2,308

Graph 12: Concurrent Enrollment Career and Technical Education Programs by CIP Code, AY2020-AY2024.

Within Graph 13, the overall pass rate for students enrolled in concurrent courses in AY2024 was 89.2%, with a decrease of 1.3% over the last five years. Unfortunately, the percentage of students who failed concurrent courses increased over time, while the percentage of students who withdrew has decreased.



Source: ADHE Information Systems Technology Innovation

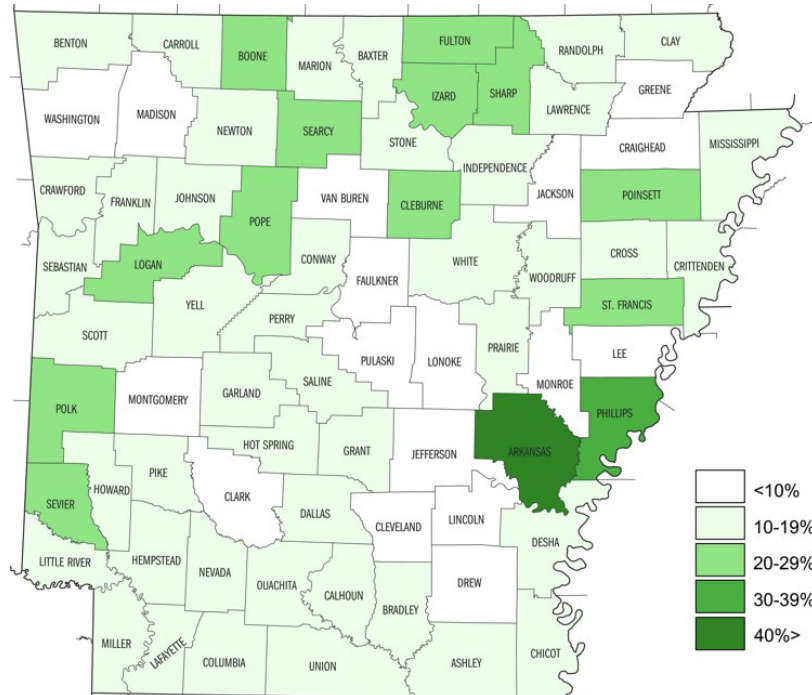
Graph 13: Concurrent Enrolled Students Course Grades, AY2020-AY2024.

According to Graph 14, 91.1% of concurrent enrolled students received a passing grade of an A, B, or C in General education courses, which are often identified as Gateway courses, such as Math, English, and History.

Concurrent Enrollment Grades AY2020 – AY2024					
Academic Type	2020	2021	2022	2023	2024
General Education Course					
Pass	92.9%	90.8%	91.5%	91.9%	91.1%
Fail	3.6%	4.7%	4.6%	4.4%	5.5%
Withdraw	3.5%	4.5%	3.9%	3.6%	3.4%
Career Technical Education (CTE) Course					
Pass	84.8%	83.8%	85.1%	86.7%	84.8%
Fail	7.0%	9.5%	9.5%	8.1%	10.2%
Withdraw	8.2%	6.7%	5.4%	5.2%	5.0%
Advanced Placement/Concurrent Blend					
Pass	94.3%	94.1%	95.6%	95.1%	94.7%
Fail	3.4%	2.6%	2.4%	2.4%	2.5%
Withdraw	2.3%	3.3%	2.0%	2.6%	2.8%

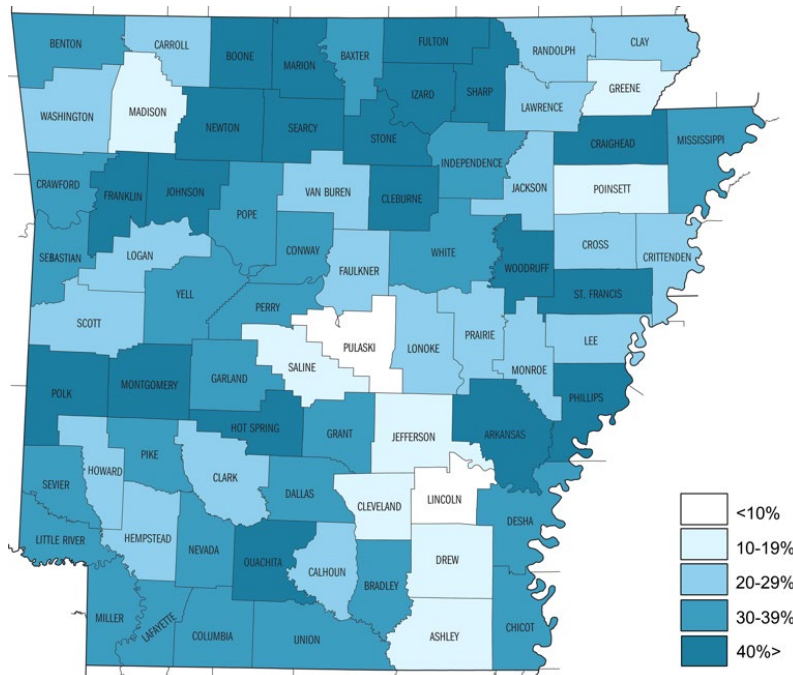
Graph 14: Concurrent Enrollment Grades, AY2020-AY2024.

Map 1 detailed below shows the percentage of AY2024 9-12 grade high school students who enrolled in concurrent by county. Arkansas County had 40% or greater and Phillips County shows 30% - 39% AY2024 9-12 grade high school students enrolled in concurrent.



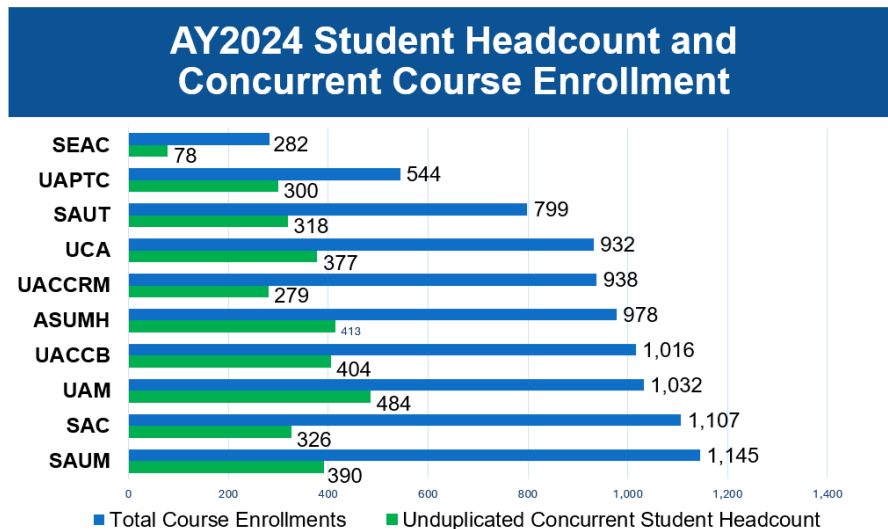
Map 1: AY2024 Percentage of 9-12 High School Students Enrolled in Concurrent by County.

Conversely, Map 2, displays the AY2024 percentage of high school graduates who took concurrent by County. 20 Arkansas Counties have graduated 40% or more students who took concurrent credit while in high school during the AY2023-2024 school year. Whereas 25 counties showed 30-39% of graduates took concurrent.

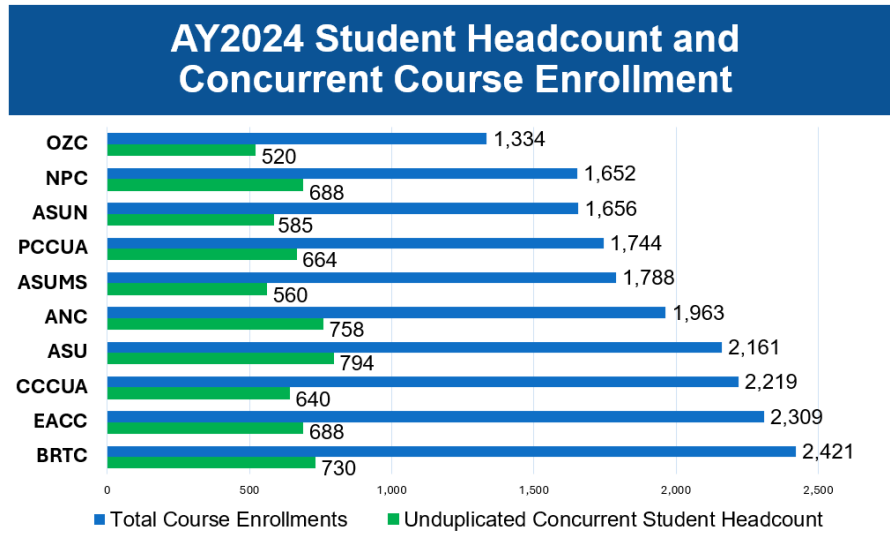


Map 2: AY2024 Percentage of High School Graduates Who Took Concurrent by County.

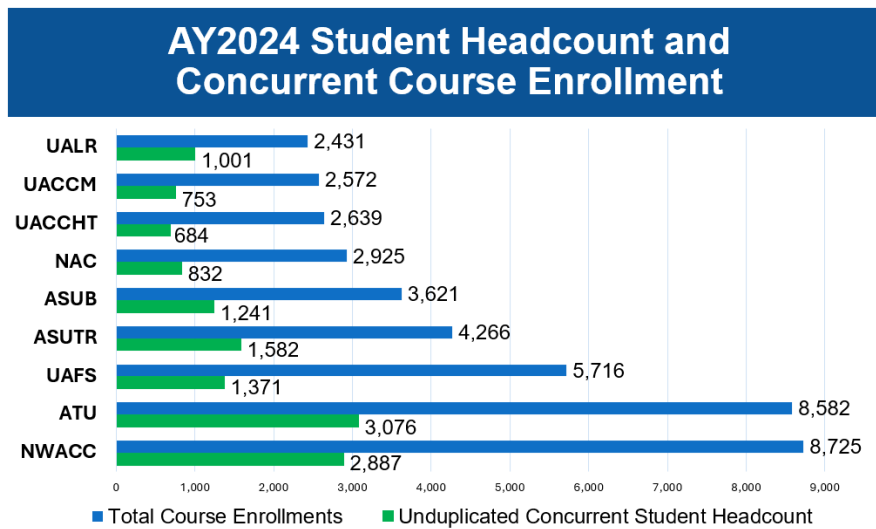
Graphs 15, 16, and 17, show AY2024 total course enrollments and concurrent student headcounts for each public institution in Arkansas, sorted by lowest to highest total course enrollment. Please note, the scale for each of the following three graphs has been adjusted to provide better visuals.



Graph 15: AY2024 Student Headcount and Concurrent Course Enrollment by Institution.



Graph 16: AY2024 Student Headcount and Concurrent Course Enrollment by Institution.



Graph 17: AY2024 Student Headcount and Concurrent Course Enrollment by Institution.

Concurrent Graduate Data

Within Table 1, the college-going rate for all high school graduates has decreased over a six-year period from 51.0% in AY2017 to 42.1% in AY2022. Also, college-going rates for students who took concurrent credit are marginally higher than for students who did not take concurrent credit. Fall to fall retention rates are significantly higher for students who took concurrent credit, than for students who did not take concurrent credit.

Concurrent Credit Graduates Overview					
High School Graduation Year	College Going Rate			Fall to Fall Retention	
	% of HS grads who attended the Fall term after graduation	% of students who took concurrent	% of students who <u>did not</u> take concurrent	% of students who took concurrent	% of students who <u>did not</u> take concurrent
2022	42.1%	51.0%	49.0%	81.4%	66.6%
2021	42.1%	51.9%	48.2%	79.7%	64.9%
2020	44.2%	53.5%	46.6%	76.7%	61.3%
2019	48.5%	52.6%	47.4%	79.6%	63.9%
2018	49.6%	51.4%	48.6%	79.4%	65.4%
2017	51.0%	51.4%	48.7%	79.9%	65.9%

Source: ADHE Information Systems Technology Innovation

Table 1: Concurrent Credit Graduates Overview.

For the following table, the time to degree rate is set at 150% or 6 years. Table 2 compares percentages of concurrent students who completed their first credential compared to those students who did not take concurrent credit and as displayed, students who took concurrent credit fared far better overall by nearly 11%. Concurrent students also fared better overall when looking specifically at finishing bachelor’s degrees.

Concurrent Credit Completion Comparisons					
High School Graduation Year	Time to Degree Completion (150% = 6 years)	Students Who Finished Any Type of Credential		Students Who Finished Bachelor Degree or Higher Credential	
		% of students who finished their credential who took concurrent	% of students who finished credential who <u>did not</u> take concurrent	% of students who finished Bachelor or higher who took concurrent	% of students who finished Bachelor or higher who <u>did not</u> take concurrent
2017	6	32.2%	20.9%	68.3%	58.8%
2016	6	30.8%	21.9%	70.1%	60.0%
2015	6	29.3%	22.9%	69.7%	60.7%

Source: ADHE Information Systems Technology Innovation

Table 2: Concurrent Credit Completion Comparisons.

Annual Report Concurrent Education Appendices

- Appendix A AY2020 – AY2024 Public Institution Total Course Enrollments
- Appendix B Accredited by National Alliance of Concurrent Enrollment Partnerships (NACEP)
- Appendix C Arkansas Institutions Approved by Arkansas Higher Education Coordinating Board
- Appendix D Listing of MOUs for 2024-2025 Academic Year
- Appendix E 2023-2024 Listing of Tuition Amounts Charged to Students from AHECB Institutions

**Appendix A
AY2020 – AY2024 Public Institution Total Course Enrollments**

Institution	2020	2021	2022	2023	2024	4-yr Change
	Total Enrollments	Total Enrollments	Total Enrollments	Total Enrollments	Total Enrollments	
UA System						
UAFS	5,319	4,836	5,010	4,961	5,716	7.5%
UALR	3,630	2,896	2,919	2,904	2,431	-33.0%
UAM	887	694	654	813	1,032	16.3%
UAPB	25	91	9			-100.0%
CCCUA	2,216	1,975	1,791	1,958	2,219	0.1%
PCCUA	2,112	1,160	1,608	1,417	1,744	-17.4%
UACCB	1,401	1,124	993	947	1,016	-27.5%
UACCHT	1,791	1,594	1,600	2,013	2,639	47.3%
UACCM	736	764	1,072	1,152	2,572	249.5%
UACCRM	831	872	691	790	938	12.9%
UAPTC	1,563	784	371	627	544	-65.2%
ASU System						
ASU	2,355	2,371	2,365	2,026	2,161	-8.2%
HSU	1,681	17	30	29		-100.0%
ASUB	2,447	2,401	2,941	3,610	3,621	48.0%
ASUMH	1,018	1,097	1,028	1,063	978	-3.9%
ASUMS	2,156	1,772	1,581	1,642	1,788	-17.1%
ASUN	1,616	1,591	1,721	1,207	1,656	2.5%
ASUTR	862	1,936	3,625	3,972	4,266	394.9%
Independents						
ATU	9,418	8,460	7,740	7,841	8,582	-8.9%
SAUM	1,038	857	1,011	1,000	1,145	10.3%
UCA	899	787	938	858	932	3.7%
ANC	1,407	1,327	1,576	1,694	1,963	39.5%
BRTC	1,146	1,115	1,450	2,388	2,421	111.3%
EACC	1,259	853	1,315	2,065	2,309	83.4%
NAC	1,195	1,386	2,366	2,687	2,925	144.8%
NPC	1,306	1,199	1,069	1,059	1,652	26.5%
NWACC	6,033	5,889	6,333	8,266	8,725	44.6%
OZC	1,027	1,001	1,285	1,154	1,334	29.9%
SAC	910	837	883	1,001	1,107	21.6%
SAUT	1,177	664	836	819	799	-32.1%
SEAC	566	421	658	265	282	-50.2%
Grand Total	60,027	52,771	57,469	62,228	69,497	15.8%



Appendix B

Arkansas Institutions Accredited by the National Alliance of Concurrent Enrollment Partnerships (NACEP)

Institution	Concurrent Enrollment Partnership	Initially Accredited	Reaccredited	Accredited Through Academic Year
Arkansas State University Beebe	Concurrent Enrollment	2009	2017	2024-2025
Arkansas State University Jonesboro	Concurrent Classes	2010	2017	2024-2025
Arkansas State University Newport	Concurrent Enrollment Program	2009	2016	2023-2024
Arkansas State University Three Rivers	Concurrent Enrollment Program	2009	2024	2030-2031
National Park College	Concurrent High School Student	2010	2017	2024-2025
North Arkansas College	Concurrent Enrollment Partnership	2012	2019	2026-2027
Northwest Arkansas College	Early College Experience	2012	2019	2023-2024
Phillips Community College	Concurrent Enrollment	2010	2017	2024-2025
Southern Arkansas University-Magnolia	Concurrent Enrollment Program	2010	2017	2024-2025
University of Arkansas Community College at Batesville	UACCB Concurrent Credit	2012	2019	2026-2027
University of Arkansas Hope-Texarkana	Your Bridge to College Concurrent Enrollment Program	2011	2017	2024-2025
University of Arkansas-Little Rock	High School Concurrent Enrollment Program	2009	2017	2024-2025
University of Central Arkansas	Concurrent Enrollment Program	2012	2019	2026-2027



Appendix C

Arkansas Institutions approved by the Arkansas Higher Education Coordinating Board

Institution	Concurrent Enrollment Partnership	Initially Accredited	Reaccredited	Accredited Through Academic Year
Arkansas Northeastern College	Concurrent Courses	2015	2020	2024-2025
Arkansas State University Mid-South	Concurrent Courses	2015	2020	2024-2025
Arkansas State University Mountain Home	Concurrent Courses	2015	2020	2024-2025
Arkansas Tech University	Concurrent Courses	2015	2020	2024-2025
Arkansas Tech University Ozark	Concurrent Courses	2015	2020	2024-2025
Black River Technical College	Concurrent Courses	2015	2020	2024-2025
Cossatot Community College	Concurrent Courses	2015	2020	2024-2025
East Arkansas Community College	Concurrent Courses	2015	2020	2024-2025
Henderson State University	Concurrent Courses	2015	2020	2024-2025
Ozarka College	Concurrent Courses	2015	2020	2024-2025
Shorter College	Concurrent Courses	2019		2023-2024
South Arkansas College	Concurrent Courses	2015	2020	2024-2025
Southeast Arkansas College	Concurrent Courses	2015	2020	2024-2025
Southern Arkansas University Tech	Concurrent Courses	2015	2020	2024-2025
University of Arkansas at Fort Smith	Concurrent Courses	2015	2020	2024-2025
University of Arkansas at Monticello	Concurrent Courses	2015	2020	2024-2025
University of Arkansas at Pine Bluff	Concurrent Courses	2015	2020	2024-2025
University of Arkansas Community College at Morrilton	Concurrent Courses	2015	2020	2024-2025

Institution	Concurrent Enrollment Partnership	Initially Accredited	Reaccredited	Accredited Through Academic Year
University of Arkansas Community College at Rich Mountain	Concurrent Courses	2015	2020	2024-2025
University of Arkansas Pulaski Technical College	Concurrent Courses	2015	2020	2024-2025
Champion Christian College	Concurrent Courses	2022		2026-2027
Harding University	Concurrent Courses	2021		2025-2026
Ouachita Baptist University	Concurrent Courses	2021		2025-2026
Crowley's Ridge College	Concurrent Courses	2021		2025-2026
Central Baptist College	Concurrent Courses	2022		2026-2027
Baptist Health College – Little Rock	Concurrent Courses	2024		2028-2029

Appendix D

Listing of MOUs for 2024-2025 Academic Year

Arkansas Public Colleges and Universities Offering Concurrent Courses
at Arkansas High Schools

Four-Year Institutions

Arkansas State University-Jonesboro (www.astate.edu/)

Arkansas Virtual Academy	Jonesboro High School
ARTS Academy High School	McGehee High School
Bentonville Schools	Nettleton Schools
Central High School	Paragould High School
Lavaca High School	Ridgefield Christian
Corning High School	Valley Springs High School
Gravette High School	Valley View High School
Greene County Tech High School	Westside High School
Jessieville High School	

Arkansas Tech University (www.atu.edu/)

Alma High School	Greenwood High School
Arkansas School for the Blind & Visually Impaired	Guy Perkins High School
Bauxite High School	Magazine High School
Cedarville High School	Mansfield High School
Charleston High School	Ozark High School
Clarksville High School	Russellville High School
County Line High School	South Side Bee Branch
Dardanelle High School	Van Buren High School
Dover High School	Virtual Arkansas Concurrent Campus
	Western Yell County High School

Southern Arkansas University (www.saum.edu)

Arkansas Connections Academy	Comm. Central Academy
Arkansas Virtual Academy	DeSoto High School
Baptist Preparatory School	Emerson High School
Benton Harmony Grove High School	Glen Rose High School
Bradley High School	Gurdon High School
Columbia Christian School	Magnolia High School

University of Arkansas – Fort Smith (www.uafs.edu)

ASMSA	Greenwood School District
Booneville School District	Hackett School District
Cedarville School District	Lavaca School District
Charleston High School	Mansfield High School
County Line High School	Mountainburg High School
Fort Smith Public Schools	Prairie Grove School District
Future School of Fort Smith	Union Christian Academy
Grace Academy	

University of Arkansas at Little Rock (www.ualr.edu)

eStem High School
Greenbrier High School
Jacksonville High School

Little Rock School District
Little Rock Catholic High School
Mount St. Mary High School

University of Arkansas – Monticello (www.uamont.edu)

Arkansas Virtual Academy
Cornerstone Christian Academy
Crossett High School
Dermott High School
Dumas High School
Hamburg High School
Lakeside High School

McGehee High School
Monticello High School
Monticello Occupational Education Center
Parkers Chapel High School
Southeast Arkansas Community-Based
Education Center
White Hall High School

University of Central Arkansas (www.uca.edu)

Abundant Life Christian Academy
Central Arkansas Christian High School
Conway Christian School
Conway High School

Little Rock Christian Academy
St. Joseph School
Vilonia High School

Two-Year Institutions

Arkansas Northeastern College (www.anc.edu)

Armored High School	Holcomb High School
ARVA Destinations Career Academy	Kennett High School
Blytheville High School	KIPP Blytheville Collegiate High School
Buffalo Island Central High School	Manila High School
Campbell High School	North Pemiscot High School
Caruthersville High School	Osceola High School
Clarkton High School	Rivercrest High School
Cooter High School	Senath-Hornersville High School
Delta C-7 High School	South Pemiscot High School
East Poinsett County High School	Southland High School
Gosnell High School	
Hayti High School	

Arkansas State University-Beebe (www.asub.edu)

Arkansas Virtual Academy	LRSD Metro Campus
Bald Knob High School	Mount Vernon Enola High School
Beebe High School	Pangburn High School
Cabot High School	Quitman High School
Carlisle High School	Riverview High School
Concord High School	Rose Bud High School
Heber Springs High School	Searcy High School
Lonoke High School	West Side High School

Arkansas State University-Mid-South (www.asumidsouth.edu)

Earle School District	West Memphis Christian School
Marlon School District	West Memphis School District

Arkansas State University-Mountain Home (www.asumh.edu)

Arkansas Virtual Academy	Mountain Home Public Schools
Calico Rock Public Schools	Norfolk Public Schools
Cotter Public Schools	Ozark Mountain School District
Deer/Mt. Judea High School	Salem Public Schools
Flippin Public Schools	Viola Public Schools
Mountain Home Christian Academy	Yellville-Summit Public Schools

Arkansas State University-Newport (www.asun.edu)

Arkansas Virtual Academy High School	Northeast AR Career & Technical Center
Bay High School	Newport High School
Bradford High School	Trumann High School
Greene County Tech High School	Tuckerman High School
Marked Tree High School	

Arkansas State University-Three Rivers (www.asutr.edu)

Arkadelphia High School	Glen Rose High School
Benton High School	Sheridan High School
Bryant High School	

Arkansas Tech University-Ozark (www.atu.edu/ozark)

Arkansas Virtual Academy	Mullberry High School
Atkins High School	Oark/Jasper Public Schools
Booneville High School	Ozark Mountain Public Schools
Danville High School	Ozark High School
Deer-Mountain Judea High School	Paris High School
Greenwood High School	Pottsville High School
Hector High School	Responsive Ed AR Premier High School
Lamar High School	Two Rivers Public Schools
Lincoln High School	Van Buren High School
Magazine High School	Western Yell County High School

Black River Technical College (www.brtc.edu)

Arkansas Connections Academy	Maynard High School
Arkansas Virtual Academy	Piggott High School
Brookland High School	Pocahontas High School
Corning High School	Rector High School
Couch High School	Ridgefield Christian High School
Greene County Tech High School	Riverside High School
Hillcrest High School	Sloan Hendrix High School
Hoxie High School	Valley View High School
Marmaduke High School	Walnut Ridge High School

Cossatot Community College of UA (www.cccua.edu)

Arkansas Virtual Academy	Horatio High School
Ashdown High School	Kirby High School
Centerpoint High School	Mineral Springs High School
DeQueen High School	Nashville High School
Dierks High School	South Pike High School
Foreman High School	

East Arkansas Community College (www.eacc.edu)

Arkansas Virtual Academy	Harrisburg School District
Augusta School District	Lee Academy High School
Brinkley School District	Lee County School District
Calvary Christian School	McCrary School District
Cross County School District	Palestine-Wheatley School District
Forrest City School District	Wynne School District

National Park Community College (www.np.edu)

Arkansas Virtual Academy	Lake Hamilton High School
Cutter Morning Star High School	Lakeside High School
Fountain Lake High School	Mountain Pine High School
Hot Springs High School	National Park College Career Academy

North Arkansas College (www.northark.edu)

Alpena School	Harrison High School
AR Connections Academy High School	Huntsville High School
Arkansas Virtual Academy	Jasper High School
Baptist Preparatory	Kingston High School
Bergman High School	Lead Hill High School
Berryville High School	Mt. Judea High School
Clear Spring School	Omaha High School
Deer High School	St. Paul High School
Eureka Springs High School	Searcy County School District
Flippin High School	Valley Springs High School
Green Forest High School	Yellville-Summit High School

Northwest Arkansas Community College (www.nwacc.edu)

Arkansas Arts Academy	Lavaca Schools
Arkansas Virtual Academy	Lifeway Christian High School
Bentonville Schools	Lincoln High School
Decatur High School	Ozark Catholic Academy
Elkins High School	Pea Ridge High School
Eureka Springs High School	Prairie Grove High School
Farmington High School	PRISM Education Center
Fayetteville Christian High School	Rogers Schools
Fayetteville Schools	Shiloh Christian High School
Gentry High School	Siloam Springs High School
Gravette High School	Springdale Schools
Greenland High School	West Fork High School

Ozarka College (www.ozarka.edu)

AR Virtual Academy	Norfolk High School
Calico Rock High School	Salem High School
Cave City High School	Shirley High School
Izard Consolidated High School	Viola High School
Melbourne High School	

Phillips Community College of the University of Arkansas (www.pccua.edu)

AR Virtual Academy Charter School	Helena-West Helena School District & CTC
Barton/Lexa School District	KIPP Delta Collegiate High
Desoto School, Inc.	Marvell-Elaine School District
DeWitt Public Schools	Stuttgart School District
Dumas Public Schools	

Southeast Arkansas Community College (www.seark.edu)

AR Virtual Academy	Watson Chapel School District
Pine Bluff School District	White Hall School District

South Arkansas College (www.southark.edu)

Arkansas Connections Academy	Parkers Chapel Public Schools
Arkansas Virtual Academy	Smackover Public Schools
Bearden School District	South Arkansas and Smackover
Columbia Christian School	Strong-Huttig School District
El Dorado Public Schools	West Side Christian Schools
Junction City School District	

Southern Arkansas University-Tech (www.sautech.edu)

Bearden School District	Fordyce High School
Camden Fairview School District	Victory Christian School

University of Arkansas Community College at Batesville (www.uaccb.edu)

Arkansas Virtual Academy	Concord High School
Bald Knob High School	Hillcrest High School
Batesville High School Charter	Midland High School
Cave City High School	Southside Charter High School
Cedar Ridge High School	

University of Arkansas Pulaski Technical College (www.uaptc.edu)

Abundant Life Christian Academy	Lisa Academy North High School
Apostolic Christian Academy	Little Rock School District
Calvary Academy	Northeast Arkansas Career & Technical Center
Jacksonville High School	

University of Arkansas Rich Mountain Community College (www.rmcc.edu)

Caddo Hills High School	Mount Ida High School
Cossatot River High School	Ouachita River Schools
Mena High School	Waldron High School

University of Arkansas Community College Hope-Texarkana (www.uaht.edu)

Blevins School District	Lafayette County School District
Cornerstone Christian Academy	Nevada School District
Emerson-Taylor-Bradley School District	Prescott School District
Fouke School District	Spring Hill School District
Garrett Memorial Christian School	Texarkana Arkansas School District
Genoa Central School District	Trinity Christian School
Hope School District	

UA Community College at Morrilton (www.uaccm.edu)

Arkansas Virtual Academy	Nemo Vista School District
Atkins School District	Perryville School District
Clarksville School District	Pottsville School District
Conway School District	Russellville School District
Danville School District	Sacred Heart Catholic School District
Dover School District	South Conway County School District
East End School District	South Side Bee Branch School District
Greenbrier School District	Two Rivers School District
Guy-Perkins School District	Vilonia School District
Hector School District	Virtual Arkansas
Mayflower School District	Wonderview School District

Appendix E

2023-2024 Listing of Concurrent Tuition Amounts Charged to Students from AHECB Approved Institutions

According to ADHE Concurrent policy (3.15.6), all colleges and universities offering concurrent courses must establish tuition and fee rates for those students. Colleges and universities cannot claim any student semester credit hours or funding if tuition is not received by the institutions in any form. Annually, within the Concurrent End of Year Report, institutions must disclose the tuition amount charged to the student before any scholarships or discounts are administered. A comprehensive list of responses is detailed below.

Institution	High School Partner	Tuition (Before & After Scholarships)			Semester (Fall, Spring, or Both)	# of students who did not pay tuition
		Before	After	Unit		
ANC	Arkansas Virtual Academy	\$75/\$85	\$25	Per Credit Hour	Both	0
ANC	Armored High School	\$75	\$25	Per Credit Hour	Both	0
ANC	Blytheville High School	\$75	\$25	Per Credit Hour	Both	0
ANC	Buffalo Island Central High School	\$75	\$25	Per Credit Hour	Both	0
ANC	Campbell High School	\$85	\$25	Per Credit Hour	Both	0
ANC	Caruthersville High School	\$85	\$25	Per Credit Hour	Both	0
ANC	Clarkton High School	\$85	\$25	Per Credit Hour	Both	0
ANC	Cooter High School	\$85	\$25	Per Credit Hour	Both	0
ANC	Delta C-7 High School	\$85	\$25	Per Credit Hour	Both	0
ANC	Delta School	\$75	\$25	Per Credit Hour	Both	0
ANC	East Poinsett County High School	\$75	\$25	Per Credit Hour	Both	0
ANC	Gosnell High School	\$75	\$25	Per Credit Hour	Both	0
ANC	Hayti High School	\$85	\$25	Per Credit Hour	Both	0
ANC	Holcomb High School	\$85	\$25	Per Credit Hour	Both	0
ANC	Homeschool	\$75	\$25	Per Credit Hour	Both	0
ANC	Kennett High School	\$85	\$25	Per Credit Hour	Both	0
ANC	KIPP Blytheville Collegiate High School	\$75	\$25	Per Credit Hour	Both	0
ANC	Manila High School	\$75	\$25	Per Credit Hour	Both	0

Institution	High School Partner	Tuition (Before & After Scholarships)			Semester (Fall, Spring, or Both)	# of students who did not pay tuition
		Before	After	Unit		
ANC	North Pemiscot High School	\$85	\$25	Per Credit Hour	Both	0
ANC	Osceola High School	\$75	\$25	Per Credit Hour	Both	0
ANC	Rivercrest High School	\$75	\$25	Per Credit Hour	Both	0
ANC	Senath-Hornersville High School	\$85	\$25	Per Credit Hour	Both	0
ANC	South Pemiscot High School	\$85	\$25	Per Credit Hour	Both	0
ANC	Southland High School	\$85	\$25	Per Credit Hour	Both	0
ASUB	Arkansas Virtual Academy	\$125	\$0	Per course	Both	3
ASUB	Bald Knob	\$125	\$0	Per course	Both	1
ASUB	Beebe	\$125	\$0	Per course	Both	64
ASUB	Cabot	\$125	\$0	Per course	Both	194
ASUB	Concord	\$125	\$0	Per course	Both	28
ASUB	Heber Springs	\$125	\$0	Per course	Both	62
ASUB	Lonoke	\$125	\$0	Per course	Both	42
ASUB	Mount Vernon Enola	\$125	\$0	Per course	Both	38
ASUB	Pangburn	\$125	\$0	Per course	Both	29
ASUB	Quitman	\$125	\$0	Per course	Both	37
ASUB	Riverview	\$125	\$0	Per course	Both	48
ASUB	Rose Bud	\$125	\$0	Per course	Both	7
ASUB	Searcy	\$125	\$0	Per course	Both	177
ASUB	West Side	\$125	\$0	Per course	Both	23
ASUJ	Green County Tech	\$40	\$0	Per credit hour	Spring	125
ASUJ	Harmony Grove	\$40	\$0	Per credit hour	Spring	14
ASUJ	Jonesboro	\$40	\$0	Per credit hour	Spring	165
ASUJ	Nettleton	\$40	\$0	Per credit hour	Spring	21
ASUJ	Paragould	\$40	\$0	Per credit hour	Spring	58

Institution	High School Partner	Tuition (Before & After Scholarships)			Semester (Fall, Spring, or Both)	# of students who did not pay tuition
		Before	After	Unit		
ASUJ	Piggott	\$40	\$0	Per credit hour	Spring	1
ASUJ	Rector	\$40	\$0	Per credit hour	Spring	12
ASUJ	Ridgefield Christian	\$40	\$0	Per credit hour	Spring	13
ASUJ	Valley View	\$40	\$0	Per credit hour	Spring	179
ASUJ	West Memphis Christian	\$40	\$0	Per credit hour	Spring	10
ASUJ	Westside	\$40	\$0	Per credit hour	Spring	9
ASUMH	Arkansas Virtual Academy	\$150	\$25	per Course	Both	0
ASUMH	Calico Rock High School	\$150	\$0	per Course	Spring	1
ASUMH	Cotter High School	\$150	\$0	per Course	Both	65
ASUMH	Flippin High School	\$150	\$25	per Course	Both	0
ASUMH	Home School	\$150	\$25	per Course	Both	0
ASUMH	Mountain Home Christian Academy	\$150	\$25	per Course	Both	0
ASUMH	MH High School Career Academy	\$150	\$0	per Course	Both	383
ASUMH	Norfolk High School	\$150	\$0	per Course	Both	18
ASUMH	Salem High School	\$150	\$0	per Course	Both	15
ASUMH	Timbo High School	\$150	\$25	per Course	Spring	0
ASUMH	Viola High School	\$150	\$0	per Course	Both	13
ASUMH	Yellville Summit High School	\$150	\$25	per Course	Both	0
ASUMS	Earle High School	*	\$0	Per credit hour	Fall	36
ASUMS	Earle High School		\$0	Per credit hour	Spring	41
ASUMS	Marion High School	*	\$0	Per credit hour	Fall	201
ASUMS	Marion High School	*	\$0	Per credit hour	Spring	161
ASUMS	West Memphis High School	*	\$0	Per credit hour	Fall	266
ASUMS	West Memphis High School	*	\$0	Per credit hour	Spring	189
ASUMS	West Memphis Christian HS	*	\$0	Per credit hour	Fall	10

Institution	High School Partner	Tuition (Before & After Scholarships)			Semester (Fall, Spring, or Both)	# of students who did not pay tuition
		Before	After	Unit		
ASUMS	West Memphis Christian HS	*	\$0	Per credit hour	Spring	6
ASUN	*	\$107.00	\$45.00	Per Credit Hour	Both	194
ASUN	*	\$107.00	\$45.00	Per Credit Hour	Both	
ASUN	*	\$132.00	\$25.00	Per Credit Hour	Both	
ASUTR	Arkadelphia (DEAL)	\$454.00	\$102.00	Per course	Both semesters	
ASUTR	Arkadelphia (CE)	\$454.00	\$0	Per course	Both semesters	
ASUTR	Arkansas Christian Academy (DEAL)	\$454.00	\$102.00	Per course	Both semesters	
ASUTR	Arkansas Virtual Academy (DEAL)	\$454.00	\$102.00	Per course	Both semesters	
ASUTR	Benton (CE)	\$454.00	\$0.00	Per course	Both semesters	
ASUTR	Bismarck (DEAL)	\$454.00	\$102.00^	Per course	Both semesters	
ASUTR	Bryant (CE)	\$454.00	\$0	Per course	Both semesters	
ASUTR	Glen Rose (CE)	\$454.00	\$0	Per course	Both semesters	
ASUTR	Magnet Cove (DEAL)	\$454.00	\$102.00^	Per course	Both semesters	
ASUTR	Malvern (DEAL)	\$454.00	\$102.00	Per course	Both	
ASUTR	Poyen (DEAL)	\$454.00	\$102.00^	Per course	Both	
ASUTR	Sheridan (CE)	\$454.00	\$0	Per course	Both	
ATU	Alma High School	\$249.78	\$249.78	Per credit hour	Both	All*
ATU	Bauxite High School	\$249.78	\$249.78	Per credit hour	Both	All*
ATU	Cedarville High School	\$249.78	\$249.78	Per credit hour	Both	All*
ATU	Charleston High School	\$249.78	\$249.78	Per credit hour	Both	All*
ATU	Clarksville High School	\$249.78	\$249.78	Per credit hour	Both	All*
ATU	Clinton High School	\$249.78	\$249.78	Per credit hour	Both	All*
ATU	County Line High School	\$249.78	\$249.78	Per credit hour	Both	All*
ATU	Dardanelle High School	\$249.78	\$249.78	Per credit hour	Both	All*
ATU	Dover High School	\$249.78	\$249.78	Per credit hour	Both	All*

Institution	High School Partner	Tuition (Before & After Scholarships)			Semester (Fall, Spring, or Both)	# of students who did not pay tuition
		Before	After	Unit		
ATU	Greenland High School	\$249.78	\$249.78	Per credit hour	Both	All*
ATU	Greenwood High School	\$249.78	\$249.78	Per credit hour	Both	All*
ATU	Guy Perkins High School	\$249.78	\$249.78	Per credit hour	Both	All*
ATU	Magazine High School	\$249.78	\$249.78	Per credit hour	Both	All*
ATU	Mansfield High School	\$249.78	\$249.78	Per credit hour	Both	All*
ATU	Ozark High School	\$249.78	\$249.78	Per credit hour	Both	All*
ATU	Russellville High School	\$249.78	\$249.78	Per credit hour	Both	All*
ATU	Scranton High School	\$249.78	\$249.78	Per credit hour	Both	All*
ATU	South Side Bee Branch High School	\$249.78	\$249.78	Per credit hour	Both	All*
ATU	Van Buren High School	\$249.78	\$249.78	Per credit hour	Both	All*
ATU	Virtual Arkansas (Online)	\$249.78	\$249.78	Per credit hour	Both	All*
ATU	Western Yell County High School	\$249.78	\$249.78	Per credit hour	Both	All*
ATU	Arkansas Tech Career Center	\$136.01	136.01	Per credit hour	Both	All*
ATU	Booneville High School	\$136.01	136.01	Per credit hour	Both	All*
ATU	Charleston High School	\$136.01	136.01	Per credit hour	Both	All*
ATU	Greenwood High School	\$136.01	136.01	Per credit hour	Both	All*
ATU	Magazine High School	\$136.01	136.01	Per credit hour	Both	All*
ATU	Ozark High School	\$136.01	136.01	Per credit hour	Both	All*
BRTC	ARCA	\$41.67	\$0	Per credit hour	Both	2
BRTC	ARVA	\$41.67	\$0	Per credit hour	Both	1
BRTC	Brookland High School	\$41.67	\$0	Per credit hour	Both	152
BRTC	Corning High School	\$41.67	\$0	Per credit hour	Both	35
BRTC	Green County Tech High School	\$41.67	\$0	Per credit hour	Both	18
BRTC	Home School	\$41.67	\$0	Per credit hour	Both	5
BRTC	Hoxie High School	\$41.67	\$0	Per credit hour	Both	38

Institution	High School Partner	Tuition (Before & After Scholarships)			Semester (Fall, Spring, or Both)	# of students who did not pay tuition
		Before	After	Unit		
BRTC	Marmaduke High School	\$41.67	\$0	Per credit hour	Both	29
BRTC	Maynard High School	\$41.67	\$0	Per credit hour	Both	38
BRTC	Paragould High School	\$41.67	\$0	Per credit hour	Both	4
BRTC	Piggott High School	\$41.67	\$0	Per credit hour	Both	1
BRTC	Pocahontas High School	\$41.67	\$0	Per credit hour	Both	100
BRTC	Rector High School	\$41.67	\$0	Per credit hour	Both	13
BRTC	Ridgefield Christian School	\$41.67	\$0	Per credit hour	Both	1
BRTC	Sloan Hendrix High School	\$41.67	\$0	Per credit hour	Both	25
BRTC	Valley View High School	\$41.67	\$0	Per credit hour	Both	52
BRTC	Walnut Ridge High School	\$41.67	\$0	Per credit hour	Both	66
CCUA	ARVA	\$125	\$0	Per course	Both	3
CCUA	Ashdown High School	\$125	\$0	Per course	Both	45
CCUA	Centerpoint High School	\$125	\$0	Per course	Both	9
CCUA	Cossatot River High School	\$125	\$0	Per course	Both	1
CCUA	De Queen High School	\$125	\$0	Per course	Both	97
CCUA	Dierks High School	\$125	\$0	Per course	Both	41
CCUA	Foreman High School	\$125	\$0	Per course	Both	31
CCUA	Horatio High School	\$125	\$0	Per course	Both	8
CCUA	Kirby High School	\$125	\$0	Per course	Both	17
CCUA	Mineral Springs High School	\$125	\$0	Per course	Both	8
CCUA	South Pike High School	\$125	\$0	Per course	Both	46
CCUA	Nashville High School	\$125	\$0	Per course	Both	36
EACC	Arkansas Virtual Academy	\$106	\$21	Per credit hour	Both	*
EACC	Augusta	\$106	\$21	Per credit hour	Both	35
EACC	Brinkley	\$106	\$21	Per credit hour	Both	26

Institution	High School Partner	Tuition (Before & After Scholarships)			Semester (Fall, Spring, or Both)	# of students who did not pay tuition
		Before	After	Unit		
EACC	Calvary	\$96	\$21	Per credit hour	Both	5
EACC	Cross County	\$106	\$21	Per credit hour	Both	43
EACC	Forrest City	\$96	\$21	Per credit hour	Both	222
EACC	Harrisburg	\$106	\$21	Per credit hour	Both	33
EACC	Lee Academy	\$106	\$21	Per credit hour	Both	32
EACC	Lee High	\$106	\$21	Per credit hour	Both	52
EACC	McCroy	\$106	\$21	Per credit hour	Both	52
EACC	Palestine	\$96	\$21	Per credit hour	Both	163
EACC	Wynne	\$106	\$21	Per credit hour	Both	233
NAC	Alpena High School	\$150	\$25	Per course	Both	0
NAC	Arkansas Connections Academy	\$150	\$25	Per course	Both	0
NAC	Arkansas Virtual Academy	\$150	\$25	Per course	Spring	0
NAC	Bergman High School	\$150	\$25	Per course	Both	0
NAC	Berryville High School	\$150	\$25	Per course	Both	0
NAC	Bruno-Pyatt Schools	\$150	\$25	Per course	Both	0
NAC	Clear Spring School	\$150	\$25	Per course	Both	0
NAC	Clinton High School	\$150	\$25	Per course	Both	0
NAC	Deer High School	\$150	\$25	Per course	Both	0
NAC	Eureka Springs High School	\$150	\$25	Per course	Both	2
NAC	Flippin High School	\$150	\$25	Per course	Both	0
NAC	Green Forest High School	\$150	\$25	Per course	Both	0
NAC	Harrison High School	\$150	\$25	Per course	Both	1
NAC	Home School	\$150	\$25	Per course	Both	1
NAC	Huntsville High School	\$150	\$25	Per course	Both	0
NAC	Jasper High School	\$150	\$25	Per course	Both	0

Institution	High School Partner	Tuition (Before & After Scholarships)			Semester (Fall, Spring, or Both)	# of students who did not pay tuition
		Before	After	Unit		
NAC	Kingston High School	\$150	\$25	Per course	Both	2
NAC	Lead Hill High School	\$150	\$25	Per course	Both	0
NAC	Marshall High School	\$150	\$25	Per course	Both	0
NAC	Mount Judea High School	\$150	\$25	Per course	Both	0
NAC	Omaha High School	\$150	\$25	Per course	Both	0
NAC	Saint Joe High School	\$150	\$25	Per course	Both	0
NAC	Valley Springs High School	\$150	\$25	Per course	Both	1
NAC	Western Grove High School	\$150	\$25	Per course	Both	0
NAC	Yellville Summit High School	\$150	\$25	Per course	Both	0
NAC	Alpena High School*	\$252	\$0	Per course	Both	0
NAC	Arkansas Connections Academy*	\$252	\$0	Per course	Both	0
NAC	Bergman High School*	\$252	\$0	Per course	Both	0
NAC	Berryville High School*	\$333	\$0	Per course	Both	0
NAC	Bruno-Pyatt Schools*	\$333	\$0	Per course	Fall	0
NAC	Deer High School*	\$333	\$0	Per course	Both	0
NAC	Eureka Springs High School*	\$333	\$0	Per course	Both	0
NAC	Green Forest High School*	\$333	\$0	Per course	Both	0
NAC	Harrison High School*	\$252	\$0	Per course	Both	0
NAC	Home School*	\$333	\$0	Per course	Both	0
NAC	Huntsville High School*	\$333	\$0	Per course	Both	0
NAC	Jasper High School*	\$333	\$0	Per course	Both	0
NAC	Kingston High School*	\$333	\$0	Per course	Both	0
NAC	Lead Hill High School*	\$252	\$0	Per course	Both	0
NAC	Mount Judea High School*	\$333	\$0	Per course	Both	0
NAC	Olympus High School*	\$549	\$0	Per course	Spring	0

Institution	High School Partner	Tuition (Before & After Scholarships)			Semester (Fall, Spring, or Both)	# of students who did not pay tuition
		Before	After	Unit		
NAC	Omaha High School*	\$252	\$0	Per course	Both	0
NAC	Saint Joe High School*	\$333	\$0	Per course	Both	0
NAC	Valley Springs High School*	\$252	\$0	Per course	Both	0
NAC	Western Grove High School*	\$333	\$0	Per course	Both	0
NAC	Yellville Summit High School*	\$333	\$0	Per course	Both	0
NPC	Cutter Morning Star High School	\$125	\$125	per course	Both	21
NPC	Fountain Lake High School	\$125	\$125	per course	Both	45
NPC	Hot Springs World Class High School	\$125	\$125	per course	Both	6
NPC	Jessieville High School	\$125	\$125	per course	Both	63
NPC	Lake Hamilton High School	\$125	\$125	per course	Both	151
NPC	Lakeside High School	\$125	\$125	per course	Both	124
NPC	Mountain Pine High School	\$125	\$125	per course	Both	20
NPC	Home School	\$125	\$125	per course	Both	27
NWACC	Arkansas Arts Academy	\$96	\$0	Per course	Both	15
NWACC	Arkansas Virtual Academy	\$96	\$0	Per course	Both	0
NWACC	Bentonville High School	\$96	\$0	Per course	Both	337
NWACC	Bentonville West	\$96	\$0	Per course	Both	169
NWACC	Decatur High School	\$174	\$49	Per course	Both	0
NWACC	Don Tyson School of Innovation	\$174	\$49	Per course	Both	0
NWACC	Elkins High School	\$174	\$49	Per course	Both	0
NWACC	Farmington High School	\$174	\$49	Per course	Both	0
NWACC	Fayetteville Christian Schools	\$174	\$49	Per course	Both	0
NWACC	Fayetteville Sr High School	\$174	\$49	Per course	Both	0
NWACC	Fayetteville Virtual Academy	\$174	\$49	Per course	Both	0
NWACC	Gentry High School	\$174	\$49	Per course	Both	0
NWACC	Gravette High School	\$174	\$49	Per course	Both	0
NWACC	Greenland High School	\$174	\$49	Per course	Both	0

Institution	High School Partner	Tuition (Before & After Scholarships)			Semester (Fall, Spring, or Both)	# of students who did not pay tuition
		Before	After	Unit		
NWACC	Haas Hall Academy	\$96	\$0	Per course	Both	0
NWACC	Har-Ber High School	\$174	\$49	Per course	Both	0
NWACC	Heritage High School	\$96	\$0	Per course	Both	142
NWACC	Home School	\$96	\$45	Per course	Both	0
NWACC	Life Way Christian	\$96	\$0	Per course	Both	24
NWACC	Lincoln High School	\$174	\$49	Per course	Both	0
NWACC	New Tech High School	\$96	\$0	Per course	Both	150
NWACC	Ozark Catholic Academy	\$174	\$49	Per course	Both	0
NWACC	Pea Ridge Public School	\$174	\$49	Per course	Both	0
NWACC	Prairie Grove High School	\$174	\$49	Per course	Both	0
NWACC	Prism Education Center	\$174	\$49	Per course	Both	0
NWACC	Providence Academy	\$96	\$0	Per course	Both	0
NWACC	Rogers High School	\$96	\$0	Per course	Both	118
NWACC	Shiloh Christian High School	\$174	\$49	Per course	Both	0
NWACC	Siloam Springs High School	\$174	\$49	Per course	Both	0
NWACC	Springdale Senior High School	\$174	\$49	Per course	Both	0
NWACC	West Fork High School	\$174	\$49	Per course	Both	0
OZC	Cave City High School	\$124	\$50	Per Credit Hour	Both	45
OZC	Highland High School	\$124	\$50	Per Credit Hour	Both	135
OZC	Home School	\$124	\$50	Per Credit Hour	Both	2
OZC	Izard County Consolidated School	\$124	\$50	Per Credit Hour	Both	18
OZC	Mammoth Spring High School	\$124	\$50	Per Credit Hour	Both	16
OZC	Melbourne High School	\$124	\$50	Per Credit Hour	Both	70
OZC	Mountain View High School	\$124	\$50	Per Credit Hour	Both	37
OZC	Norfolk High School	\$124	\$50	Per Credit Hour	Both	7

Institution	High School Partner	Tuition (Before & After Scholarships)			Semester (Fall, Spring, or Both)	# of students who did not pay tuition
		Before	After	Unit		
OZC	Rural Special High School	\$124	\$50	Per Credit Hour	Both	0
OZC	Salem High School	\$124	\$50	Per Credit Hour	Both	45
OZC	Timbo High School	\$124	\$50	Per Credit Hour	Both	1
OZC	Viola High School	\$124	\$50	Per Credit Hour	Both	34
PCCUA	DeWitt School District/College	\$225.00	\$168.75	Per course	Fall	33
PCCUA	DeWitt School District/College	\$225.00	\$168.75	Per course	Spring	33
PCCUA	DeWitt School District/at HS	\$225.00	\$168.75	Per course	Both	114
PCCUA	DeWitt School District/at HS	\$225.00	\$0.00	Per course	Spring	6
PCCUA	DeWitt School District SC	\$0.00	\$0.00	Per course	Fall	144
PCCUA	DeWitt School District SC	\$0.00	\$0.00	Per course	Spring	140
PCCUA	Dumas School District/at DHS	\$225.00	\$168.75	Per course	Fall	14
PCCUA	Dumas School District/at DHS	\$225.00	\$168.75	Per course	Spring	10
PCCUA	Barton School District/College	\$225.00	\$168.75	Per course	Fall	5
PCCUA	Barton School District/College	\$225.00	\$168.75	Per course	Spring	3
PCCUA	Helena-West Helena Sch. Dis./College	\$225.00	\$168.75	Per course	Fall	4
PCCUA	Helena-West Helena Sch. Dis./College	\$225.00	\$168.75	Per course	Spring	3
PCCUA	Helena-West Helena. SC	\$0.00	\$0.00	Per course	Fall	162
PCCUA	Helena West Helena SC	\$0.00	\$0.00	Per course	Spring	162
PCCUA	KIPP Delta Prep HS/College	\$225.00	\$168.75	Per course	Fall	21
PCCUA	KIPP Delta Prep HS/College	\$225.00	\$168.75	Per course	Spring	26
PCCUA	Marvel Sch Dist/College	\$225.00	\$168.75	Per course	Fall	0
PCCUA	Marvel Sch Dist/College	\$225.00	\$168.75	Per course	Spring	0
PCCUA	Marvel Academy	\$225.00	\$168.75	Per course	Spring	1
PCCUA	Desoto Sch. Dist.	\$225.00	\$168.75	Per course	Fall	40
PCCUA	Desoto Sch. Dist.	\$225.00	\$168.75	Per course	Spring	40

Institution	High School Partner	Tuition (Before & After Scholarships)			Semester (Fall, Spring, or Both)	# of students who did not pay tuition
		Before	After	Unit		
PCCUA	Desoto Sch. Dist.	\$225.00	\$168.75	Per course	Both	
PCCUA	Clarendon School District/SC	\$0	\$0	Per course	Spring	0
PCCUA	Stuttgart School District /College	\$225.00	\$168.75	Per course	Fall	2
PCCUA	Stuttgart School District /Colleges	\$225.00	\$168.75	Per course	Spring	0
PCCUA	Stuttgart School District @ SHS	\$225.00	\$168.75	Per course	Fall	33
PCCUA	Stuttgart School District @ SHS	\$225.00	\$168.75	Per course	Spring	32
PCCUA	Stuttgart School District/SC	\$0	\$0	Per course	Fall	156
PCCUA	Stuttgart School District/SC	\$0	\$0	Per course	Spring	163
SAC	Arkansas Connections Academy	\$41.67*	\$0*	Per credit hour	Both	3
SAC	Arkansas Virtual Academy	\$41.67*	\$0*	Per credit hour	Both	4
SAC	Columbia Christian School	\$41.67*	\$0*	Per credit hour	Both	0
SAC	El Dorado High School	\$41.67*	\$0*	Per credit hour	Both	267
SAC	Home School	\$41.67*	\$0*	Per credit hour	Both	3
SAC	Junction City High School	\$41.67*	\$0*	Per credit hour	Both	21
SAC	Louisiana Schools	\$41.67*	\$0*	Per credit hour	Both	2
SAC	Parkers Chapel High School	\$41.67*	\$0*	Per credit hour	Both	79
SAC	Smackover High School	\$41.67*	\$0*	Per credit hour	Both	134
SAC	Strong High School	\$41.67*	\$0*	Per credit hour	Both	12
SAC	West Side Christian School	\$41.67*	\$0*	Per credit hour	Both	11
SAUM	Arkansas Connections Academy	\$240.00	\$0	Credit Hour	Both	21
SAUM	Arkansas Virtual Academy	\$240.00	\$0	Credit Hour	Both	1
SAUM	Bradley High School	\$240.00	\$0	Credit Hour	Both	25
SAUM	Columbia Christian School	\$240.00	\$0	Credit Hour	Both	16
SAUM	Community Christian School	\$240.00	\$0	Credit Hour	Both	1
SAUM	DeSoto School	\$240.00	\$0	Credit Hour	Both	5

Institution	High School Partner	Tuition (Before & After Scholarships)			Semester (Fall, Spring, or Both)	# of students who did not pay tuition
		Before	After	Unit		
SAUM	Emerson High School	\$240.00	\$0	Credit Hour	Both	12
SAUM	Glen Rose High School	\$240.00	\$0	Credit Hour	Both	35
SAUM	Gurdon High School	\$240.00	\$0	Credit Hour	Both	20
SAUM	Harmony Grove High School	\$240.00	\$0	Credit Hour	Both	81
SAUM	Home Schooled	\$240.00	\$0	Credit Hour	Both	63
SAUM	Magnolia High School	\$240.00	\$0	Credit Hour	Both	155
SAUM	Taylor High School	\$240.00	\$0	Credit Hour	Both	46
SAUM	The Baptist Preparatory School	\$240.00	\$0	Credit Hour	Both	56
SAUM	White Hall High School	\$240.00	\$0	Credit Hour	Both	10
SAUT	Bearden School District	\$108 on campus/ \$54 hrs	\$108/ \$54	Per credit hour	Both/ spring	16/6
SAUT	Camden Fairview School District	\$54	\$54	Per credit hour	Both	6 fall /0 spring
SAUT	Harmony Grove School District	\$108	\$108	Per credit hour	Both	5 fall/8 spring
SAUT	Hampton School District	\$54	\$54	Per credit hour	Both	7 fall/7 spring
SAUT	Fordyce School District	\$54	\$54	Per credit hour	Both	6 fall/10 spring
SAUT	Cleveland County School District	\$54	\$54	Per credit hour	Both	12 fall/12 spring
SAUT	Arkansas Virtual Academy	\$54	\$54	Per credit hour	Both	1 fall/1 spring
SAUT	Magnolia School District	\$54	\$54	Per credit hour	spring	15 spring
SAUT	Victory Christian	\$54	\$54	Per credit hour	Both	1 fall/1 spring
SEARK	Arkansas Connections Academy	\$115	\$0	Per credit hour	Fall	2
SEARK	Watson Chaple School District	\$115	\$0	Per credit hour	Fall	48
SEARK	White Hall School District	\$115	\$0	Per credit hour	Fall	11
SEARK	AR Virtual Academy	\$115	\$0	Per credit hour	Fall	1
UACCB	Bald Knob High School	\$87	\$50	Per credit hour	Both	
UACCB	Batesville High School	\$87	\$50	Per credit hour	Both	8
UACCB	Southside High School	\$87	\$50	Per credit hour	Both	

Institution	High School Partner	Tuition (Before & After Scholarships)			Semester (Fall, Spring, or Both)	# of students who did not pay tuition
		Before	After	Unit		
UACCB	Midland High School	\$87	\$50	Per credit hour	Both	
UACCB	AR Virtual Academy	\$87	\$50	Per credit hour	Both	
UACCB	Cedar Ridge High School	\$87	\$50	Per credit hour	Both	2
UACCB	Concord High School	\$87	\$50	Per credit hour	Both	
UACCB	Cave City High School	\$87	\$50	Per credit hour	Both	
UACCB	Hillcrest High School	\$87	\$50	Per credit hour	Both	
UACCB	AR Connection Academy	\$87	\$50	Per credit hour	Both	
UACCHT	Arkansas High School	\$134.09	\$51.79	Per credit hour	Fall	210
UACCHT	Arkansas High School	\$131.46	\$75.31	Per credit hour	Spring	185
UACCHT	Arkansas Virtual Academy	\$154.54	\$55.23	Per credit hour	Fall	1
UACCHT	Arkansas Virtual Academy	\$175.06	\$53.11	Per credit hour	Spring	1
UACCHT	Ashdown High School	\$170.67	\$0	Per credit hour	Spring	4
UACCHT	Blevins High School	\$125.29	\$0	Per credit hour	Fall	13
UACCHT	Blevins High School	\$135.40	\$0	Per credit hour	Spring	28
UACCHT	Cornerstone Christian Academy	\$156.78	\$34.23	Per credit hour	Fall	0
UACCHT	Cornerstone Christian Academy	\$150.07	\$33.37	Per credit hour	Spring	0
UACCHT	Fouke School District	\$137.29	\$0.00	Per credit hour	Fall	69
UACCHT	Fouke School District	\$142.46	\$0.00	Per credit hour	Spring	60
UACCHT	Garrett Memorial Christian School	\$132.50	\$28.05	Per credit hour	Fall	0
UACCHT	Garrett Memorial Christian School	\$150.33	\$33.50	Per credit hour	Spring	0
UACCHT	Genoa Central High School	\$144.19	\$38.16	Per credit hour	Fall	2
UACCHT	Genoa Central High School	\$138.47	\$34.96	Per credit hour	Spring	2
UACCHT	Homeschool Students	\$151.65	\$26.67	Per credit hour	Fall	1
UACCHT	Homeschool Students	\$131.50	\$24.08	Per credit hour	Spring	1
UACCHT	Hope High School	\$129.65	\$0	Per credit hour	Fall	97

Institution	High School Partner	Tuition (Before & After Scholarships)			Semester (Fall, Spring, or Both)	# of students who did not pay tuition
		Before	After	Unit		
UACCHT	Hope High School	\$127.01	\$61.85	Per credit hour	Spring	116
UACCHT	Lafayette County High School	\$153.67	\$0	Per credit hour	Fall	11
UACCHT	Lafayette County High School	\$154.42	\$0	Per credit hour	Spring	16
UACCHT	Nevada High School	\$154.16	\$0	Per credit hour	Fall	3
UACCHT	Nevada High School	\$137.08	\$0	Per credit hour	Spring	15
UACCHT	Premier High School	\$169.95	\$0	Per credit hour	Fall	4
UACCHT	Premier High School	\$162.21	\$0	Per credit hour	Spring	3
UACCHT	Prescott High School	\$147.77	\$0	Per credit hour	Fall	45
UACCHT	Prescott High School	\$148.68	\$0	Per credit hour	Spring	41
UACCHT	Spring Hill High School	\$144.03	\$28.62	Per credit hour	Fall	8
UACCHT	Spring Hill High School	\$125.06	\$57.78	Per credit hour	Spring	14
UACCHT	Taylor High School	\$150.66	\$0.00	Per credit hour	Fall	18
UACCHT	Taylor High School	\$150.11	\$0.00	Per credit hour	Spring	20
UACCHT	Trinity Christian School	\$146.00	\$46.45	Per credit hour	Fall	0
UACCHT	Trinity Christian School	\$147.63	\$36.97	Per credit hour	Spring	0
UACCM	Arkansas Connections Academy	\$112	\$112	Per credit hour	Both	0
UACCM	Atkins High School	\$112	\$0	Per credit hour	Both	9
UACCM	Clarksville High School	\$112	\$0	Per credit hour	Both	66
UACCM	Danville High School	\$112	\$21	Per credit hour	Both	0
UACCM	Greenbrier High School	\$112	\$0	Per credit hour	Both	206
UACCM	Morrilton High School	\$102	\$0	Per credit hour	Both	101
UACCM	Nemo Vista High School	\$102	\$0	Per credit hour	Both	11
UACCM	Perryville High School	\$112	\$21	Per credit hour	Both	0
UACCM	Pottsville High school	\$112	\$112	Per credit hour	Both	0
UACCM	Sacred Heart high School	\$102	\$0	Per credit hour	Both	6

Institution	High School Partner	Tuition (Before & After Scholarships)			Semester (Fall, Spring, or Both)	# of students who did not pay tuition
		Before	After	Unit		
UACCM	South Side bee Branch	\$112	\$16	Per credit hour	Both	0
UACCM	Vilonia High School	\$102	\$0	Per credit hour	Fall	1
UACCM	Wonderview High School	\$102	\$0	Per credit hour	Both	3
UACCM	Conway High School	\$112	\$112	Per credit hour	Spring	0
UACCM	Dover High School	\$112	\$21	Per credit hour	Spring	0
UACCM	East End High School	\$112	\$21	Per credit hour	Spring	0
UACCRM	Acorn	\$179	\$72	Per credit hour	Both	36 Fall; 38 Spring
UACCRM	Caddo Hills	\$179	\$72	Per credit hour	Both	11 Fall; 11 Spring
UACCRM	Cossatot River	\$179	\$72	Per credit hour	Both	34 Fall; 33 Spring
UACCRM	Mena	\$179	\$72	Per credit hour	Both	0
UACCRM	Mount Ida	\$179	\$72	Per credit hour	Both	0
UACCRM	Oden	\$179	\$72	Per credit hour	Both	7 Fall; 9 Spring
UACCRM	Umpire	\$179	\$72	Per credit hour	Both	1 Fall; 2 Spring
UACCRM	Waldron	\$179	\$72	Per credit hour	Both	0
UAFS	AR School of Math, Science and the Arts	\$921.75	\$0 to 125	Per course	Both	unknown
UAFS	Greenwood High School	\$951.75	\$0 to 125	Per course	Both	unknown
UAFS	Northside High School	\$281.25	\$0	Per credit hour	Both	100%
UAFS	Southside High School	\$281.25	\$0	Per credit hour	Both	100%
UAFS	Prairie Grove High School	\$921.75	\$0 to 150	Per course	Both	unknown
UAFS	Van Buren High School	\$921.75	\$0	Per course	Both	100%
UAFS	Booneville High School	\$951.75	\$0	Per course	Both	100%
UAFS	Cedarville High School	\$951.75	\$0	Per course	Both	100%
UAFS	Charleston High School	\$951.75	\$0 to 150	Per course	Both	unknown
UAFS	Hackett High School	\$951.75	\$0	Per course	Both	100%
UAFS	Grace Academy	\$951.75	\$0 to 250	Per course	Both	unknown

Institution	High School Partner	Tuition (Before & After Scholarships)			Semester (Fall, Spring, or Both)	# of students who did not pay tuition
		Before	After	Unit		
UAFS	Union Christian	\$951.75	\$0 to 250	Per course	Both	unknown
UAFS	Alma High School	\$281.25	\$0	Per credit hour	Both	100%
UAFS	Booneville High School	\$281.25	\$0	Per credit hour	Both	100%
UAFS	Cedarville High School	\$281.25	\$0	Per credit hour	Both	100%
UAFS	Charleston High School	\$281.25	\$0	Per credit hour	Both	100%
UAFS	County Line High School	\$281.25	\$0	Per credit hour	Both	100%
UAFS	Future School of Fort Smith	\$281.25	\$0	Per credit hour	Both	100%
UAFS	Greenwood High School	\$281.25	\$0	Per credit hour	Both	100%
UAFS	Hackett High School	\$281.25	\$0	Per credit hour	Both	100%
UAFS	Lavaca High School	\$281.25	\$0	Per credit hour	Both	100%
UAFS	Mansfield High School	\$281.25	\$0	Per credit hour	Both	100%
UAFS	Magazine High School	\$281.25	\$0	Per credit hour	Both	100%
UAFS	Mountainburg High School	\$281.25	\$0	Per credit hour	Both	100%
UAFS	Mulberry/Pleasant View Bi-County High School	\$281.25	\$0	Per credit hour	Both	100%
UAFS	Northside High School	\$281.25	\$0	Per credit hour	Both	100%
UAFS	Ozark High School	\$281.25	\$0	Per credit hour	Both	100%
UAFS	Paris High School	\$281.25	\$0	Per credit hour	Both	100%
UAFS	River Valley Virtual School	\$281.25	\$0	Per credit hour	Both	100%
UAFS	Southside High School	\$281.25	\$0	Per credit hour	Both	100%
UAFS	Van Buren High School	\$281.25	\$0	Per credit hour	Both	100%
UAFS	Waldron High School	\$281.25	\$0	Per credit hour	Both	100%
UAFS	Arkansas Virtual Academy (ARVA)	\$281.25	\$0	Per credit hour	Both	100%
UAFS	Premier High School - Fort Smith	\$281.25	\$0	Per credit hour	Both	100%
UALR	Catholic High School	\$100.00	\$100.00	Per course	Both	181
UALR	eStem High School	\$100.00	\$0	Per course	Both	120

Institution	High School Partner	Tuition (Before & After Scholarships)			Semester (Fall, Spring, or Both)	# of students who did not pay tuition
		Before	After	Unit		
UALR	Greenbrier High School	\$100.00	\$0	Per course	Both	190
UALR	Jacksonville High School	\$100.00	\$0	Per course	Both	24
UALR	Joe T Robinson	\$100.00	\$0	Per course	Both	32
UALR	Little Rock Southwest	\$100.00	\$0	Per course	Both	9
UALR	Little Rock West School of Innovation	\$100.00	\$0	Per course	Both	26
UALR	Maumelle Charter	\$100.00	\$0	Per course	Both	26
UALR	Maumelle HS	\$100.00	\$0	Per course	Both	45
UALR	Morrilton HS	\$100.00	\$0	Per course	Both	1
UALR	Mt St Mary	\$100.00	\$100.00	Per course	Both	72
UALR	Parkview HS	\$100.00	\$0	Per course	Both	73
UALR	Sylvan Hills	\$100.00	\$0	Per course	Both	134
UALR	Vilonia HS	\$100.00	\$0	Per course	Both	151
UALR	Vilonia Pathways	\$100.00	\$0	Per course	Both	2
UALR	Wilber D Mills	\$100.00	\$0	Per course	Both	14
UALR	LR Excel	\$100.00	\$0	Per course	Both	6
UALR	Pulaski Academy	\$100.00	\$0	Per course	Both	38
UAM	Crossett High School	\$295.25	\$133.75	Per credit hour	Both	52
UAM	Dermott High School	\$295.25	\$133.75	Per credit hour	Both	*
UAM	Dumas High School	\$295.25	\$133.75	Per credit hour	Both	*
UAM	Hamburg High School	\$295.25	\$133.75	Per credit hour	Both	76
UAM	Lakeside High School	\$295.25	\$133.75	Per credit hour	Both	*
UAM	McGehee High School	\$295.25	\$133.75	Per credit hour	Both	13
UAM	Monticello Occupational Education Center	\$295.25	\$133.75	Per credit hour	Both	112
UAM	Parkers Chapel High School	\$295.25	\$133.75	Per credit hour	Both	32

Institution	High School Partner	Tuition (Before & After Scholarships)			Semester (Fall, Spring, or Both)	# of students who did not pay tuition
		Before	After	Unit		
UAM	Southeast Arkansas Community - Based Education Center (SEACBEC)	\$295.25	\$133.75	Per credit hour	Both	89
UAM	White Hall High School	\$295.25	\$133.75	Per credit hour	Both	129
UAPTC	Abundant Life Christian Academy	\$99	\$0	Per course	Fall	9
UAPTC	Calvary Academy	\$300	175	Per course	Fall	0
UAPTC	Jacksonville	\$300	\$175	Per course	Fall	0
UAPTC	Lisa Academy North	\$99	\$0	Per course	Fall	8
UAPTC	North Little Rock High School	\$99	\$0	Per course	Fall	45
UAPTC	Parkview Magnet High School	\$99	\$0	Per course	Fall	11
UAPTC	Southwest Christian Academy	\$300	\$175	Per course	Fall	0
UAPTC	Metropolitan Career Technical Center	\$99	\$99	Per course	Fall	0
UAPTC	Abundant Life Christian Academy	\$300	\$175	Per course	Spring	0
UAPTC	Calvary Academy	\$300	\$175	Per course	Spring	0
UAPTC	Jacksonville High School	\$300	\$175	Per course	Spring	0
UAPTC	Lisa Academy North	\$99	\$0	Per course	Spring	10
UAPTC	Metropolitan Career Technical Center	\$99	\$99	Per course	Spring	0
UAPTC	North Little Rock High School	\$99	\$0	Per course	Spring	44
UAPTC	Northeast Arkansas Career and Technical Center	\$99	\$99	Per course	Spring	0
UAPTC	Parkview Magnet High School	\$99	\$0	Per course	Spring	17
UAPTC	Parkview Magnet High School	\$300	\$125	Per course	Spring	0
UAPTC	Southwest Christian Academy	\$99	\$0	Per course	Spring	6
UAPTC	Southwest Christian Academy	\$300	\$175	Per course	Spring	5
UCA	Arkansas Virtual Academy	\$238	\$0	Per credit hour	Both	
UCA	Central Arkansas Christian HS	\$238	\$10	Per credit hour	Both	12
UCA	Conway Christian HS	\$238	\$10	Per credit hour	Both	5

Institution	High School Partner	Tuition (Before & After Scholarships)			Semester (Fall, Spring, or Both)	# of students who did not pay tuition
		Before	After	Unit		
UCA	Conway HS	\$238	\$0	Per credit hour	Both	
UCA	Episcopal Collegiate	\$238	\$10	Per credit hour	Spring Only	3
UCA	Little Rock Christian Academy	\$238	\$10	Per credit hour	Both	2
UCA	St. Joseph HS	\$238	\$10	Per credit hour	Both	

1. ASUN: Courses that were eligible for the concurrent challenge scholarship with the courses being provided by their own high school faculty.
2. ASUMS: \$127 in county \$148 other in-state. Sources of funding are institutional scholarships and secondary tech center funding. Out of State (\$190) and International Tuition (\$347) rates are charged if applicable. Approximately 5% of concurrent students' due pay tuition if they are not eligible for institutional scholarships or secondary technical center funding.
3. ASUTR: *Data is based on Sophomores, Juniors & Seniors enrolled in two or fewer classes per semester. Data is based on a 3-credit-hour course. **Concurrent Enrollment (CE), as defined by ASUTR, courses taught at the high school campus, by high school faculty. ***DEAL Program (DEAL), courses taught online or at ASUTR campus, by ASUTR faculty. ^School district pays remaining student tuition. Note: Career Center students are fully funded through the Office of Skills Development.
4. ATU: *Tuition charged to students on the Russellville and Ozark campuses is paid by the high school, not the student. Tuition charged to students at the Arkansas Tech Career Center (ATCC) is covered by Vocational Center Aid.
5. EACC: Arkansas Virtual Academy students were directly charged tuition and fees during regular terms.
6. NAC: *Northark Technical Center Enrollment
7. SAC: **\$41.67 per credit hour, or \$125 for a 3-hour course; Secondary Tech public school tuition is paid through the Office of Skills Development (OSD). **_\$0 for a 3-hour course; \$41.67 for a 4-hour course after the \$125 scholarship is applied.
8. UAM: MOEC pays for these students. They are included in the MOEC count.

**ANNUAL STATUS REPORT FOR SEXUAL ASSAULT
PREVENTION ON CAMPUS (ACT 563 OF 2017)**

Under Act 563 of 2017, the Arkansas Higher Education Coordinating Board was directed to develop an action plan to address the prevention of sexual assault on college and university campuses and to submit annual reports on implementation by November 1 to the Arkansas General Assembly via the House and Senate Education Committees and the House and Senate Public Health, Welfare and Labor Committees.

The Division of Higher Education of the Department of Education has collected the annual campus status reports for the 2023-2024 academic year, as required by the legislation. We received reports from all campuses.

The legislative requirements for the action plan direct Arkansas public colleges and universities:

- 1) To incorporate sexual assault prevention into advising and student orientation.
- 2) To integrate information into academic courses as appropriate;
- 3) To identify opportunities to raise awareness and provide resources for sexual assault prevention across the entire student population;
- 4) To identify available grants and partnerships to assist with the work;
- 5) To collaborate with sources for access to care; and
- 6) To identify other topics or issues relating to the prevention and reduction of sexual assault.

The issue of sexual assault continues to be addressed seriously by all campuses. Institutions have incorporated this into student orientation and have put in place extra staff training, extra safety measures, and additional activities and resources for students.

UNPLANNED PREGNANCY PREVENTION ANNUAL REPORT

Under Act 943 of 2015, the Arkansas Higher Education Coordinating Board (AHECB) was directed to develop an action plan to address unplanned pregnancies on college campuses and to submit annual reports on implementation by November 1 to the Arkansas General Assembly via the House and Senate Education Committees and the House and Senate Public Health, Welfare and Labor Committees.

The legislation directs higher education institutions in nine areas. Among those directives colleges and universities are: to identify methods of addressing the problem of unplanned pregnancy, to collaborate with health centers, to identify a measure of success, and to incorporate into academic coursework “as appropriate”. *The legislation mandates that campuses include information in their orientations on the prevention of unplanned pregnancy.*

The annual IHE reports have been collected by the Division of Higher Education for 2023-2024. The department is able to report that all eleven public four-year universities and all 22 two-year campuses have submitted reports and are in compliance with Act 943. All campuses report incorporating information on unplanned pregnancy into their student orientation and most report collaborative efforts with community and state organizations. All four-year universities have continued to incorporate information on the prevention of unplanned pregnancy into at least some of their academic coursework. Additional resources are offered by the majority of campuses, both four-year and two-year.

ADHE will place this report, along with reports from select campuses, on the ADHE website.